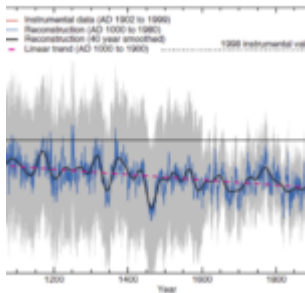
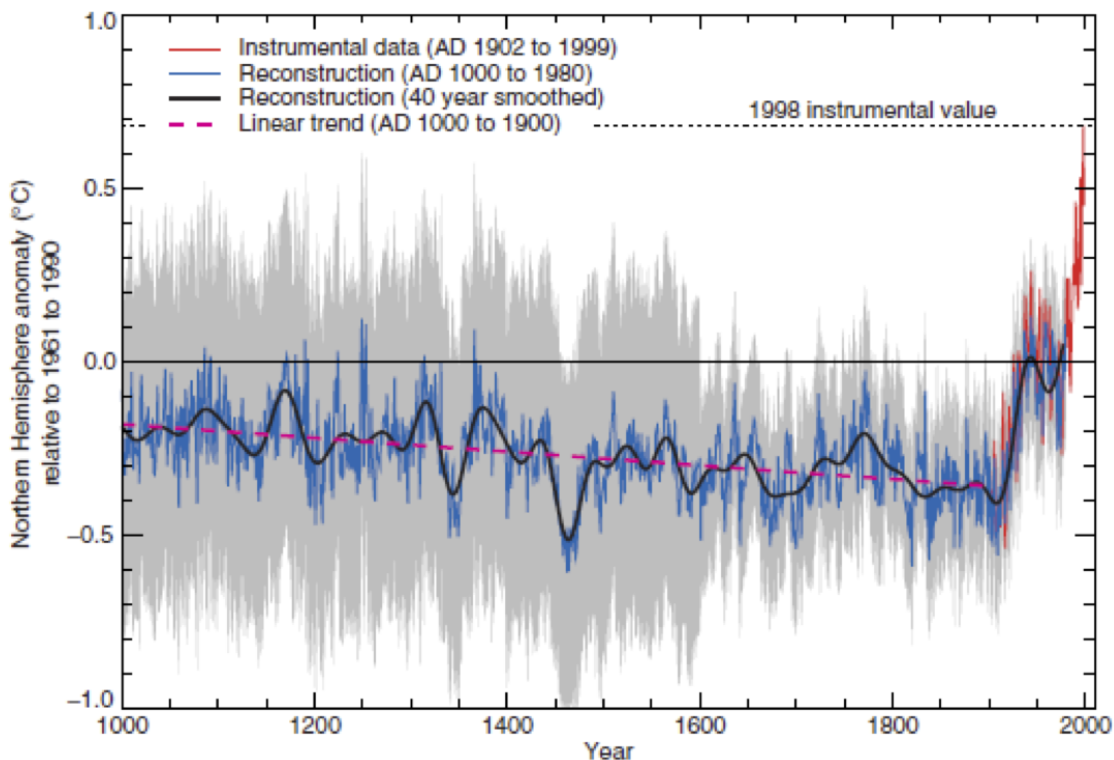


Die falschen Klimathesen des Professors Mojib Latif



Wenn man schon nach einem Leugner des Klimawandels suchen sollte, dann findet man diesen bei den AGW-Vertretern. Für einige hundert Jahre hat Michael Mann mit seiner berühmt-berüchtigten gleich mehrfach manipulierten Hockeyschlägerkurve [1] ein nahezu konstantes Klima erfunden.



Von 1000 bis 1900 ändert sich die Temperaturanomalie um knappe 0.2°C . Hierzu mussten aber durch statistische Tricks die kleine Eiszeit und das mittelalterliche Temperaturoptimum abhandeln kommen.

**These 1: Der Mensch ist unschuldig.
Klimaschwankungen gab es immer schon.**

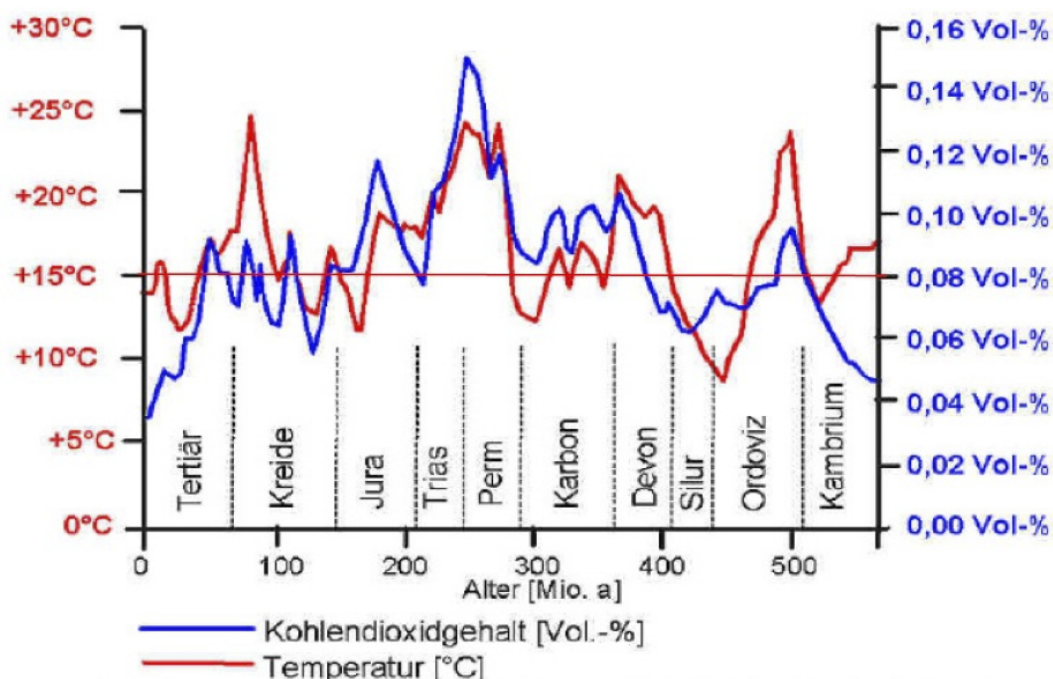
Falsch. Es gab zwar immer schon natürliche Klimaschwankungen. Aber wenn wir so weitermachen wie bisher, bekommen wir eine Klimaerwärmung, die es in der Geschichte der Menschheit noch nicht gegeben hat.

Da es nicht eindeutig ist, was Prof. Latif (PL) meint, schauen wir uns sowohl die absolute Temperatur und die Temperaturanomalie an.

1. Absolute Temperatur

Der IPCC nimmt hierfür 288K oder 15°C an. Dieser Wert ist aus zwei Gründen von geringer Aussage, da man mittels der Thermodynamik zeigen kann, dass es keinen Mittelwert geben kann und weil er (trotzdem) vom IPCC mittels des Stefan-Boltzmann-Gesetzes, $S = \epsilon \sigma T^4$, mit $\epsilon = 1$, als ob die Erde ein schwarzer Körper sei, berechnet wird.

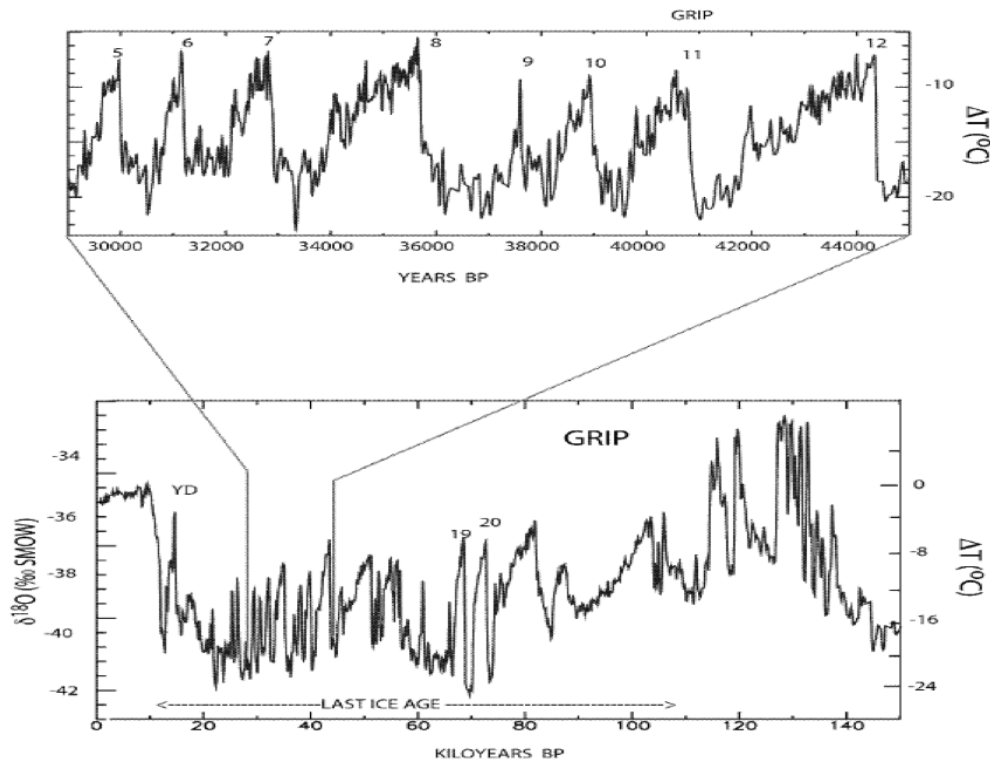
Um einen Vergleich zu ermöglichen, nehmen wir temporär trotzdem an, dass eine mittlere Temperatur gemessen werden kann. Die folgende Graphik zeigt die CO₂-Konzentration und die Temperatur im Verlauf der Erdgeschichte.



Man erkennt drei wichtige Fakten. Erstens war es schon des Öfteren viel wärmer als heute und es gab durchaus Zeiten, wo die Temperatur stieg, aber die CO₂-Konzentration abnahm. Und drittens, wir leben in einer Zeit der minimalen CO₂-Konzentration und Konzentrationen die 3- bis 5mal so hoch waren wie derzeit führten zu keinem Klimakollaps. Die absolute Temperatur kann PL also nicht gemeint haben.

2. Der Temperaturanstieg

Im 20. Jahrhundert stieg die mittlere Temperatur um 0,7-0,8°C an. Dass es selbst daran beträchtliche Zweifel gibt wegen der permanenten Manipulationen der Messreihen, sei einmal übersehen (Details dazu im Bericht „Das Temperaturdilemma“). Die nächste Graphik zeigt die Dansgaard-Oeschger-Oszillationen. Eine detaillierte Inspektion offenbart Schwankungen von mehr als Grad 10°C innerhalb weniger Jahrzehnte. Also war der Anstieg mindestens zehnmal stärker als der so dramatisierte im letzten Jahrhundert.



Man könnte noch spitzfindig bemerken, dass von der Geschichte der Menschheit gesprochen wurde. Wenn es aber erstens dramatischere Änderungen ohne von den Menschen erzeugtes CO₂ gab, warum soll er für einen sehr moderaten Wandel in der Neuzeit „schuldig“ sein. Zweitens lebten und überlebten unsere Vorfahren während der extremen Dansgaard-Oeschger-Oszillationen. Oder zählen sie nicht mehr zur Menschheit?

These 2: Die Erwärmung wird nur von der Sonne bewirkt.

Falsch. Drei Viertel der Erwärmung ist vom Menschen gemacht, nur ein Viertel geht auf natürliche Ursachen zurück, insbesondere die Sonne. Aber der Sonneneinfluss passierte in der ersten Hälfte des 20. Jahrhunderts.

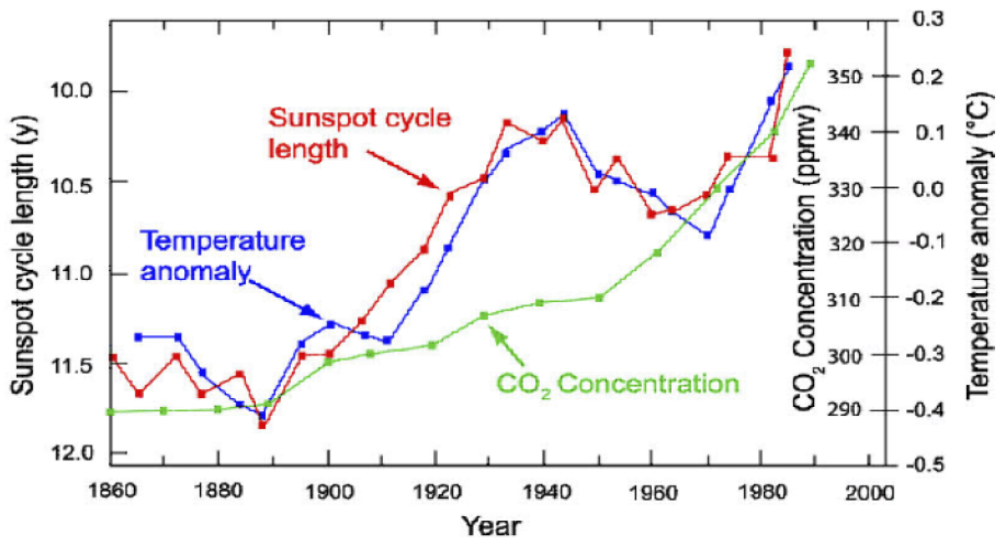
Die These suggeriert die Antwort, aber diesmal ist der Fragesteller in die eigene Falle getappt, denn die Antwort lautet ganz klar Ja. Die Sonne ist nun einmal die einzige uns zur Verfügung stehende Energiequelle, wenn man von dem vernachlässigbaren Beitrag der Erdwärme absieht.

Die Verteilung der eingestrahelten und abgestrahlten Energie auf der Erde und die dadurch bewirkten lokalen Temperaturen hängen auch von anderen Größen ab.

Nehmen wir an, dass dies in der These gemeint sei.

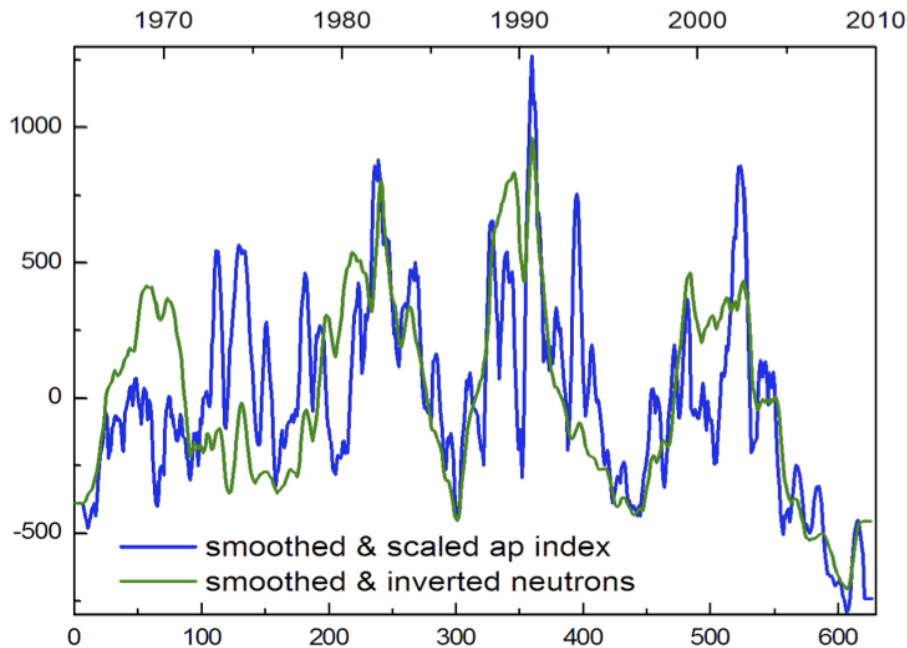
Die Behauptung „drei Viertel der Erwärmung ist vom Menschen gemacht“ erscheint nach der Diskussion der ersten These schon etwas abstrus, denn wie konnten unsere zahlenmäßig geringen Vorfahren solch drastische Temperaturänderungen produzieren, da sie ja nicht einmal Autos hatten.

Die nächste Graphik vergleicht die Temperaturanomalie mit der Länge des Sonnenzyklus und der Änderung der CO₂-Konzentration.

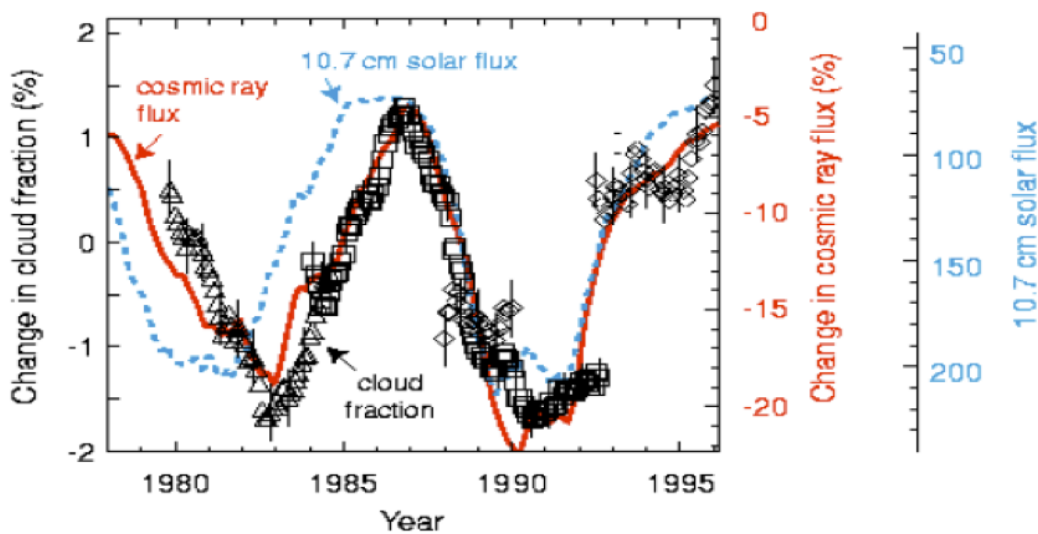


Wenn es nach PL eine Korrelation zwischen der Sonnenaktivität und der Temperaturanomalie vor 1950 gab, dann ist es anhand der Graphik schwer verständlich, warum dies danach nicht mehr gelten soll. Richtig würde PL liegen, wenn er die Korrelation zwischen der Temperaturanomalie und der CO₂-Konzentration in Frage stellen würde, denn die ist erbärmlich. Der Standardeinwand lautet hier, dass die Schwankung der solaren Einstrahlung zu gering ist. Dies mag für den integralen Wert richtig sein, aber im UV-Bereich liegt die Variation z. B. im Bereich von 10%. Des Weiteren hat das Cloud-Experiment in CERN eindeutig gezeigt, dass eine Verstärkung der kosmischen Strahlung die Wolkenbildung fördert, wie Svensmark[2] zuerst postuliert hat. Die Intensität der in die Atmosphäre eintretenden kosmischen Strahlung ist aber von der magnetischen Aktivität der Sonne abhängig. Ein Maß für diese Aktivität ist der ap-Index und für die kosmische Strahlung sind dies die gemessene Anzahl der Neutronen auf der Oberfläche der Erde. Umso mehr Neutronen gemessen werden umso stärker ist die kosmische Strahlung und umso geringer das solare Magnetfeld.

Dieser Zusammenhang wird durch die nächste Graphik, die die Variation des ap-Indexes mit der invertierten Änderung des Neutronenflusses vergleicht, eindrucksvoll belegt.



Die folgende Graphik zeigt zweifelsfrei, dass es eine enge Korrelation zwischen der kosmischen Strahlung und der Wolkenbildung gibt. Mehr Wolken bedeuten geringere Einstrahlung und sinkende Temperaturen und vice versa.



Fazit: Die Behauptung, dass der Einfluss der Sonne nur für die erste Hälfte des Jahrhunderts verantwortlich ist, steht auf sehr tönernen Füßen.

Aber lassen wir doch PL selbst zu Worte kommen. Am 16.11.09 stand in der „Bild“:

Jetzt macht der Klimawandel Pause. Ausgerechnet vor dem Klimagipfel der Vereinten Nationen in Kopenhagen, bei dem Forschung und Wirtschaft im Dezember über milliardenschwere Programme zum Schutz unserer Erde beraten wollen. Wie passt das zusammen?

Meteorologe Mojib Latif vom Kieler Leibniz-Institut für Meereswissenschaften: „Derzeit hat die Erdwärmung Pause.“

WAS SIND DIE GRÜNDE?

Unklar! Der Klimawandel stellt die Wissenschaftler mal wieder vor ein Rätsel. Jedoch nennen sie im „Spiegel“ zwei mögliche Gründe.

- **Die Sonne schwächelt. (Endete nicht der Einfluss der Sonne 1950?)**

Weltraum-Forschern der Nasa fiel die geringe Zahl der Sonnenflecken auf, ein Zeichen für geringe Strahlungsaktivität. Das gab es so ausgeprägt seit Hunderten Jahren nicht.

- **Im Pazifik steigt am Äquator kaltes Tiefenwasser nach oben („Pazifische Dekaden-Oszillation“). Mojib Latif meint, dass die Erdatmosphäre dadurch abgekühlt werde.**

Beides sind Phänomene, die nur einige

Jahre andauern. Danach gehe der Klimawandel weiter, sagt Latif: „Tatsächlich sind Phasen der Stagnation oder gar Abkühlung normal.“

Richtig Herr Prof. Latif ist, dass sich das Klima immer änderte und ändern wird. Erklären müssten Sie uns aber, warum eine Stagnation und eine Abkühlung normal sind, aber eine Erwärmung ungewöhnlich und menschengemacht ist.

These 3: CO2 hat keinen Anteil an der Erderwärmung, Wasserdampf ist

schuld.

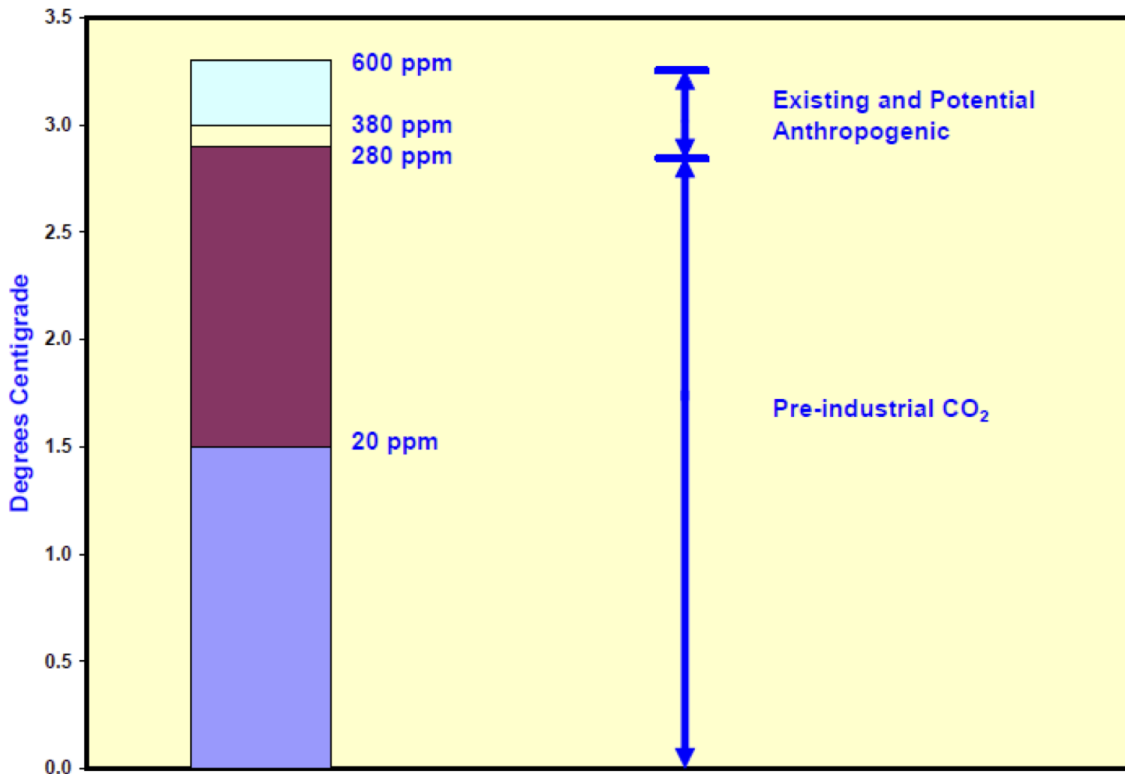
Falsch. Wer das behauptet, verwechselt den natürlichen mit dem vom Menschen gemachten Treibhauseffekt. Wasserdampf hat einen Anteil von gut 60 Prozent am natürlichen

**Treibhauseffekt,
der unsere
Erdoberfläche warm
(15 Grad) hält.
Hätten wir ihn
nicht, wäre unser
Planet eine
Eiswüste mit minus
18 Grad. Wir pusten
gigantische Mengen
CO₂ in die Luft,
das verstärkt den**

Treibhauseffekt.

**Richtig ist dass
der Wasserdampf den
überwiegenden
Beitrag liefert.
Der vom CO₂ kann
aus der folgenden
Graphik abgelesen
werden inklusive
des Effektes einer
Steigerung des CO₂-
Gehaltes in der**

Atmosphäre.



**Prof. R S
Lindzen [3] vom MIT
hat abgeschätzt,
dass die Temperatur**

**um $0.3-0.5^{\circ}\text{C}$ steigt
bei einer
Verdopplung des
CO₂-Gehaltes. Dies
ist die relevante
Zahl! Die vom IPCC
und von PL
prognostizierten
Anstiege von
einigen Grad
implizieren eine
positive**

**Rückkopplung des
Temperaturanstieges
mit dem ausgehenden
Strahlungsfluss.
Dies ist ein
charakteristisches
Merkmal aller
Klimamodelle.
Satellitenmessungen
zeigen aber exakt
das Gegenteil. Es
gibt eine negative**

**Rückkopplung.
Alarmistische
Meldungen beruhen
demnach auf
falschen Prämissen.**

**Wenn also der
gigantische Effekt
des CO₂ mickrige
0.3-0.5°C
Temperaturanstieg,
bei einer nach
Prof. T V**

**Segalstadt
(Geologe) aus
Mangel an fossilen
Rohstoffen nicht
möglichen
Verdopplung des
CO₂-Gehaltes,
bedeutet, dann
braucht sich
niemand darüber zu
sorgen. Im
Gegenteil, es wäre**

sogar gut so, da diese sehr moderate Änderung zusammen mit einem höheren CO₂-Gehalt die Produktion der Biomasse deutlich erhöhen würde.

**These 4:
Zusätzliches
CO₂
in der**

**Atmosphäre
hat
keinen
Einfluss**

**aufs
Klima.**

Falsch.

Die

Skeptiker

**verstehen
nicht,
warum CO2
überhaupt
klimawirk
sam ist.**

**Die
Atmosphäre
ist wie
ein
riesiges
Treibhaus**

**, wobei
das CO₂
die Rolle
des
Glases
übernimmt**

**– es
lässt die
Wärme
nicht
entweichen
n. Je**

mehr CO₂,

desto

dichter

oder

dicker

das Glas

und umso

größer

die

Erwärmung

■

**Den
Skeptiker
n
Unverstän
dnis zu
unterstel**

len und

dabei

selbst

solch

physikalisi

schen

**Unsinn zu
erzählen
ist die
schiere
Unverschämtheit.**

**Die
Atmosphäre,
ein
System
mit
freier**

**Teilchen
konvektion
, mit
einem
Treibhaus
, bei dem**

gerade

diese

Konvektio

n durch

das Glas

unterbroc

hen wird,
zu
vergleichen,
zeugt
von nicht
verstande

ner

Physik.

Schon vor

mehr als

hundert

Jahren

hat Prof.

R W Wood

experimen

tell

gezeigt,

dass die

**Temperatu
r in
einem
Treibhaus
steigt,
weil die**

**Luftzirkulation
unterbunden
und
nicht
weil die**

**IR-
Strahlung
von dem
Glas
absorbier
t wird.**

**Das
Experiment
wurde
kürzlich
von E
Loock**

(2008)

und NS

Nahle

(2011)

verifizie

rt.

Selbst

jeder

Laie

kennt

diesen

Effekt

von dem

Auto in

der

Sonne.

Obwohl

viel

weniger
Strahlung
in das
Auto
eintritt
als die

**Umgebung
erhält,
ist es im
Wagen
viel
wärmer,**

**weil die
Konvektio
n sowohl
durch die
steigende
Temperatu**

r als

auch

durch das

beschränkt

te

Luftvolum

en

unterdrückt wird.

Die

**Situation
wird**

**sofort
verbesser
t, wenn
man die
Fenster
einen**

Spalt

weit

öffnet,

obwohl

dies fast

nichts am

**Strahlung
saustausc
h ändert.**

**Noch eine
Frage an**

**PL und
die AGW-
Sympathis
anten:
Die
Marsatmos**

phäre

besteht

zu 95%

aus CO₂.

Warum

gibt es

**trotzdem
auf dem
Mars
keinen
Treibhaus
effekt?**

**Übrigens
ist auf
dem Mars
in den
letzten
Dekaden**

**des 20.
Jahrhunde
rt die
Temperatu
r
gestiegen**

**[4] . Dies
geschah
gerade in
dem
Zeitraum
in dem**

**die Sonne
nach PL
keinen
Einfluss
auf den
Temperatu**

**ranstieg
auf der
Erde
hatte.**

**Also auf
der Erde**

**bewirkte
die
Sonnenakt
ivität
nichts,
während**

**sie
gleichzei
tig die
Temperatu
r auf dem
Mars**

steigen

ließ.

Thes

e 5 :

Das

CO2

prod

uziē

ren

nich

t

wir

Mens

chen



sond

ern

die

welt

meer

e. ■

Fals

ch.

Das

von

uns

Mens

chen

prod

uzie

rte

coz

hat

ganz

best

imm

e

Merck

male

,

die

sich

vom

natü

rlie

hen

CO2

eind

euti

g

unte

rsch

einde

n.

Dies

es

kann

man

mess

en .

Unsi

nn,

die

ozea

ne

prod

uzie

ren

kein

CO2.

Si

bind

en

es

und

zwar

mehr

mit

abne

hmen

der

Temp

erat

ur.

Riich

ting,

ist,

das

es

Kohl

enst

off

als

12C

und

13C

gibt



Das

MiSc

hung

sver

hält

nis

ist

fix

in

CaCO

3

(Ref

eren

zsys

tem)

,

wogge

gen

durc

h

die

Phot

osyn

thes

e in

orga

nisc

hen

Mate

riat

ien

13C

verr

**·
inge**

rt

wird

·

Das

I s o t

o p e n

v e r h

ältn

is

best

i m m t

m a n

m i t

der

folg

ende

n

Form

et

$$\delta^{13}\text{C} = \frac{(^{13}\text{C}/^{12}\text{C})_{\text{sample}} - (^{13}\text{C}/^{12}\text{C})_{\text{standard}}}{(^{13}\text{C}/^{12}\text{C})_{\text{standard}}} \cdot 1000 \text{ ‰}$$

where the reference standard used here is PDB (Pee Dee Belemnite) CaCO_3 .

ES

ist,

beka

nnt,

dass

dies

er

wert

für

foss

ile

Bren

ns to

ffe

und

biol

ogis

ches

Matte

riat

δ13C

==

- 26%

betr

äggt .

Der

natü

rtic

he

Geha

ut

in

der

Atmo

sphä

re

i s t

δ 13 C

= - 7%



Gemä

ß

dem

IPCC

wurd

en

27%

des

CO2

(350

ppm

1990

)

durc

h

die

Mens

chhe

it

hinz

ü g e f

ü g t .

D e m n

ach

muSS

das

I s o t

o p e n

v e r h

ältn

is

δ13C

== - 12

%

bet r

agen

(-

[27 -

26 +

73 · 7

1 / 10

0) .

Keel

ing

et

al. [

51

habe

n

1978

für

das

Verh

ältn

is

- 7.4

89%

geme

ssen

und

1988

-7.8

01% ,

was

weit

entf

ernt

von

dem

vom

IPCC

und

des

en

Jüing

ern

ange

gebe

n

Wert

von

- 12%

ist.

Th

es

e

6



Di

e

кп

im

am

od

erl

le

de

r

FO

rs

ch

er

st

im

me

n

ni

ch


七

。

Fa

LS

ch



Di

e

Er

wä

rm

un

g

en

t w

ic

ke

U

U

Si

ch

ge

na

u

wi

e

wo


rh rh

er

ge

sa

gt



Di

e

Mo

de

U

U

e

wu

rd

en

au

ch

an

we

rg

an

ge

ne

n

кп

im

ä ä

nd

er

un

ge

n

ge

te

st

et



ES

g

i

bt

ke

in

en

Gr

un

d

,

de

n

Mo

de

U

U

en

zu


mi

SS

tr

au

en



Fa

LS

ch



es

gi

bt

ke

in

en

Gr

un

d

de

n

Mo

de

U

U


en

zu

tr

au

en



Au

S f

üh

rt

ic

h

wu

rd

e

di

es

in

de

m

Be

ri

ch

七

JK

ri

ma

mo

de

U

U

e



wi

e

we

rt

äs

st

ic

h

Si

nd

Si

e?




un

te

rs

wc

ht



We

r

di

es

tr

ot

zd

em

an

ha

nd

de

r

fo

lg

en

de

n

Gr

ap

hi

k

be

ha

wp

te

七

le

id

et

en

t w

ed

er

un

te

r

Re

al

立

止

ät

sv

er

rw

st

od

er

be

tr

ac

ht

et

di

e

Me

ns

ch

en

al

S

be


sc

hr

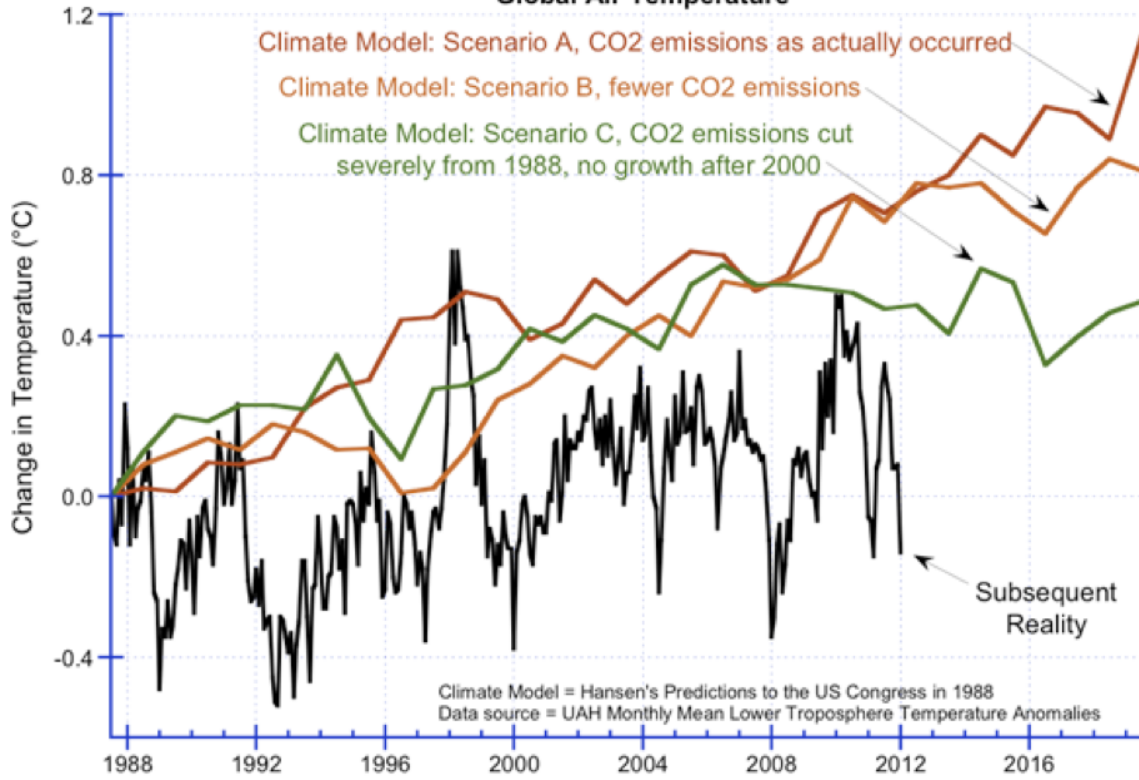
■ ■

än

kt



Hansen's 1988 Prediction vs NASA Satellite Data Global Air Temperature



Nu

n

no

ch

e i

n

pa

ar

Au

SS

ag

en

wo

n

na

m h

a f

te

n

wi

SS

en



sc

ha

f t


le

rn rn



Pr

of



F r

ee

ma

n

Dy

so

n

—

on

e

of

t h

e

wO

rt

d'

S

mo

st

em

in

en

七

ph

***y*s**

ic

i's

ts

sa

***y*s**

th

e

mo

de

LS

us

ed

to

שנת

st

i

f

y

gt

ob

al

wa

rm

in

g

al

ar

mi

S m

ar

e

1

1

f

wt

U

of

fu

dg

e

fa

ct

or

S



an

d

rd

O

no

七

be

g

i

n

to

de

sc

ri

be

t h

e

re

al

wO

rt


d

.



P r

of



An

to

ni

no

Z

zi

ch

ic

hi

— O

ne

of

t h

e

wO

rt

d'

S

fo

re

mo

st

ph

***y*s**

ic

i's

ts



fo

rm

er

pr

es

id

en

七

of

th

e

Eu

ro

pe

an

Ph

***y*s**

ic

al

So

ci

et

y

ı

wh

O

di

sc

ov

er

ed

nu

cl

ea

r

an

ti

ma

七

七

er

— C

al

LS

gt

ob

al

wa

rm



in

g

mo

de

LS



nc

oh

er

en

七

an

d

in

wa

ri


d

.



P r

of



Ri

ch

ar

d

L

i

nd

ze

n

—

P r

of

es

so

r

of

Me

te

or

ol

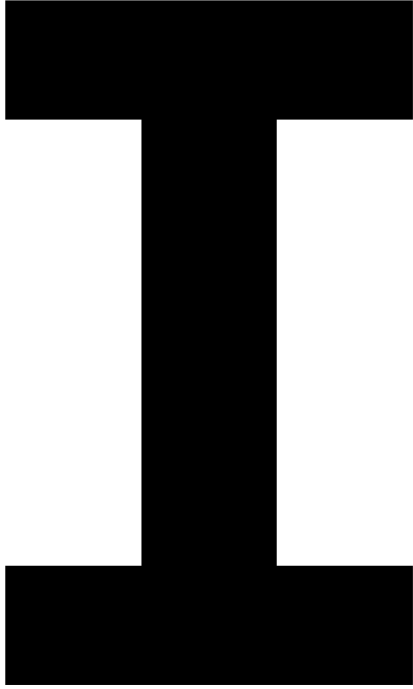
og

y

at

M





T

.



me

mb

er

of

th

e

Na

ti

on

al

Re

see

ar

ch

C

ou

nc

1

2

Bo

ar

d

on

A

t

mo

sp

he

ri

C

S c

ie

nc

es

an

d

cl

im

at

e

,

sa

***y*s**

”

I

七

i's

n

'

七

שנ

st

t h

at

t h

e

al

ar

mi

st

S

ar

e

tr

um

pe

ti

ng

mo

de

U

re

su

U

U

S

th

at

w e

kn

Ow

mu

st

be

wr

on

g



I

It

i's

t h

at

t h

ey

ar

e

tr

um

pe

ti

ng

ca

ta

st

ro

ph

es


t h

at

CO

wt

dm



ha

pp

en

ew

en

i

f

mo

de

LS

w e

re

ri


gh

七

。



Dr



Ka

ny

a

Ku

sa

no

i's

P r

og

ra

m

Di

re

ct

or

an

d

Gr

ou

p

Le

ad

er

fo

r

t h

e

Ea

rt

h

Si

mu

la

to

r

at

t h

e

Ja

pa

n

Ag

en

cy

fo

r

Ma

ri

ne



Ea

rt

h

S c

ie

nc

e

&

Te

ch

no

to


gy

(5

AMM

ST

EC



cl

im

at

e

sc

ie

nc

e

i's

'

a

nc

ie

nt

as

tr

ol

og

y

'



z

u

m

S c

ht

us

S

no

ch

e i

n

er

st

au

nt

ic

he

S

Z

zi

ta

七

wo

m

“G

od

fa

th

er



de

r

AG

W

W

J **ſ**

ng

er



Ja

me

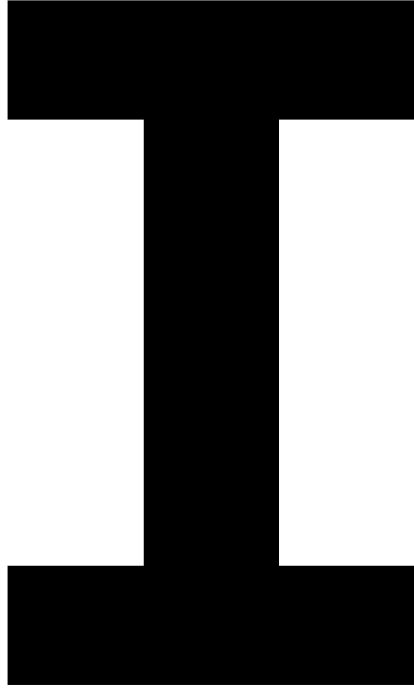
S

Ha

ns

en





n

my

op

in

io

n

,

t h

e

TIP

C C

ca

lc

wt

at

io

ns



er

立

止

om

i

z

ed

by

th

e

wi

ud

et

al



re

su

U

U



om

立

止

t h

e

mo

st

im

po

rt

an

七

ph

***y*s**

ic

S

,

es

pe

Ci

al

U

y

t h

e

no

nt

in

ea

r

ef

fe

ct

S

of

me

U

U

wa

te

r

an

d

see

CO

nd

ar

1

2

y

t h

e

ef

fe

ct

S

of

bl

ac

k

ca

rb

on



wa

S

be

w e

gt

e

Ha

ns

en

al

le

S

in

Gr

un

d

un

d

Bo

de

n

zu

st

am

p

f

en



Nu


n

wi

ud

et

al



ha

七

七

en

mi

七

e i

ne

m

”a

us

ge

kl

ü g

erl

te

n

“

кп

im

am

od

erl

U

be

re

ch

ne

七

、

da

SS

da

S

Ei

S

wo

n

Gr

ön

la

nd

un

d

de

r

An


ta

rk

ti

S

be



ve

rd

op

pe

rw

ng

de

S


CO

2

wä

ch

st



So

lc

he

r

F r

ew

erl

we

rod

ie

nt

na

tü

rt

ic

h

di

e

S c

he

U

U

e

de

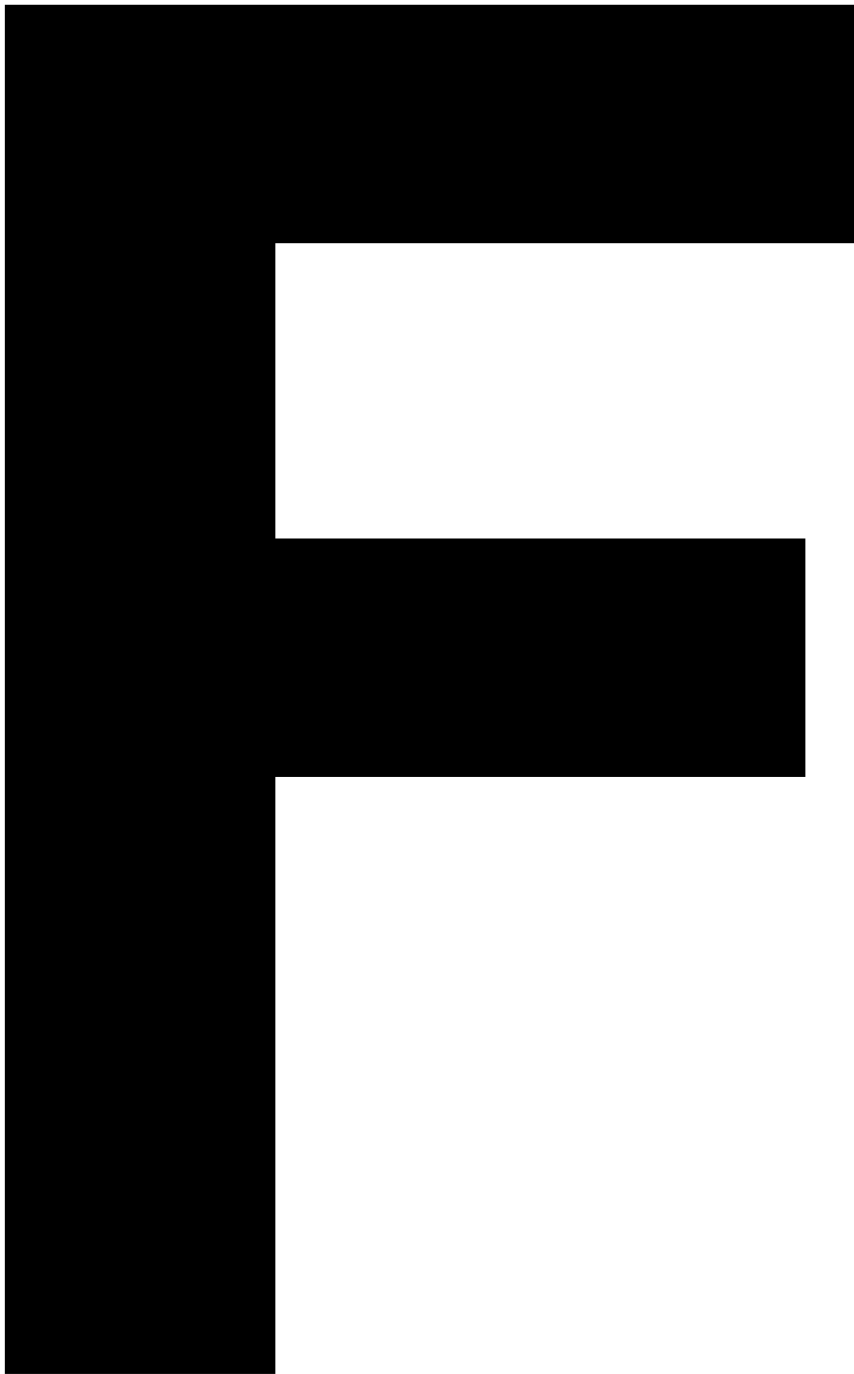
S

He

rr

n





sa

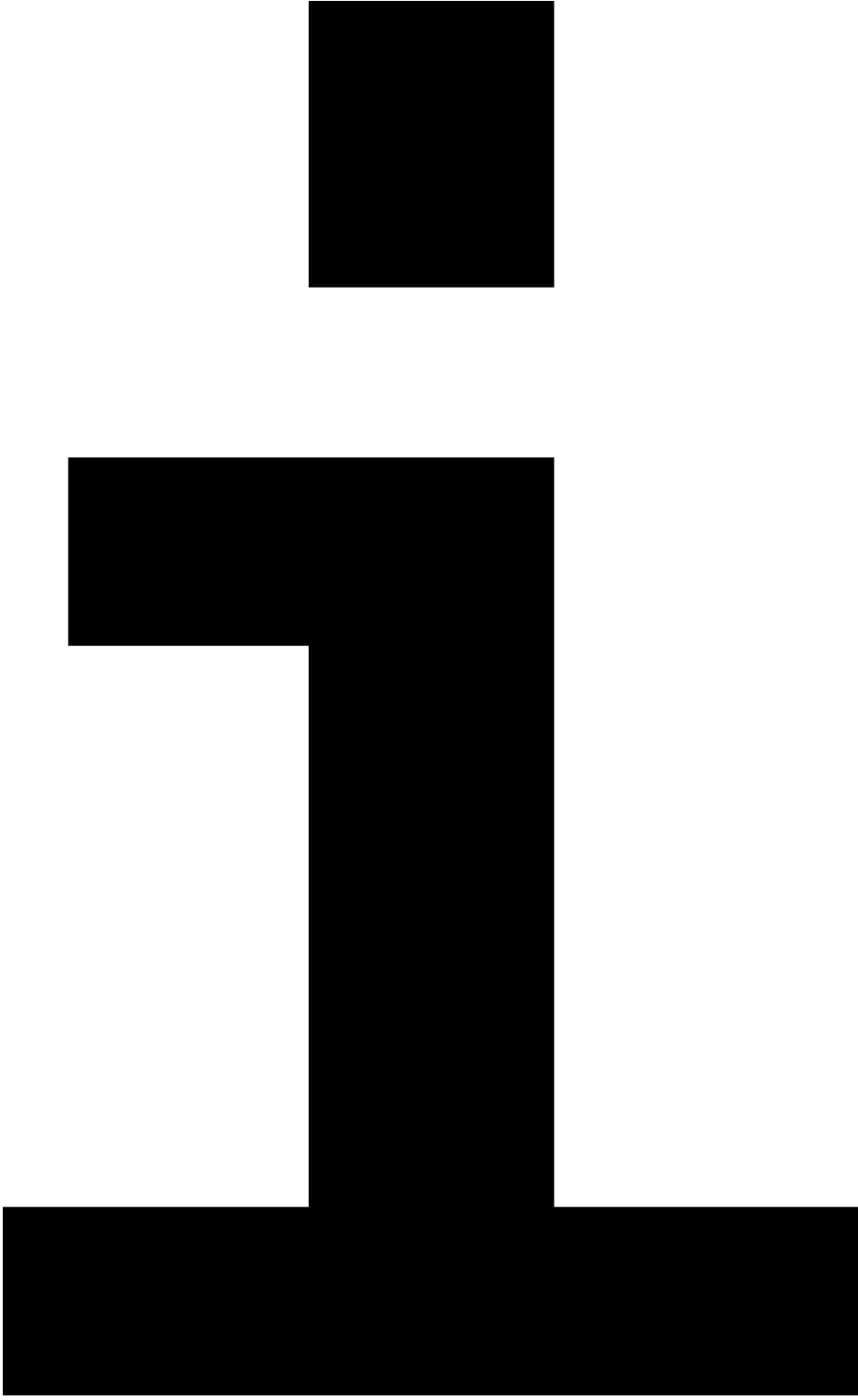
S

S


e

n

w



r



u

S



sa


m


m

e

n










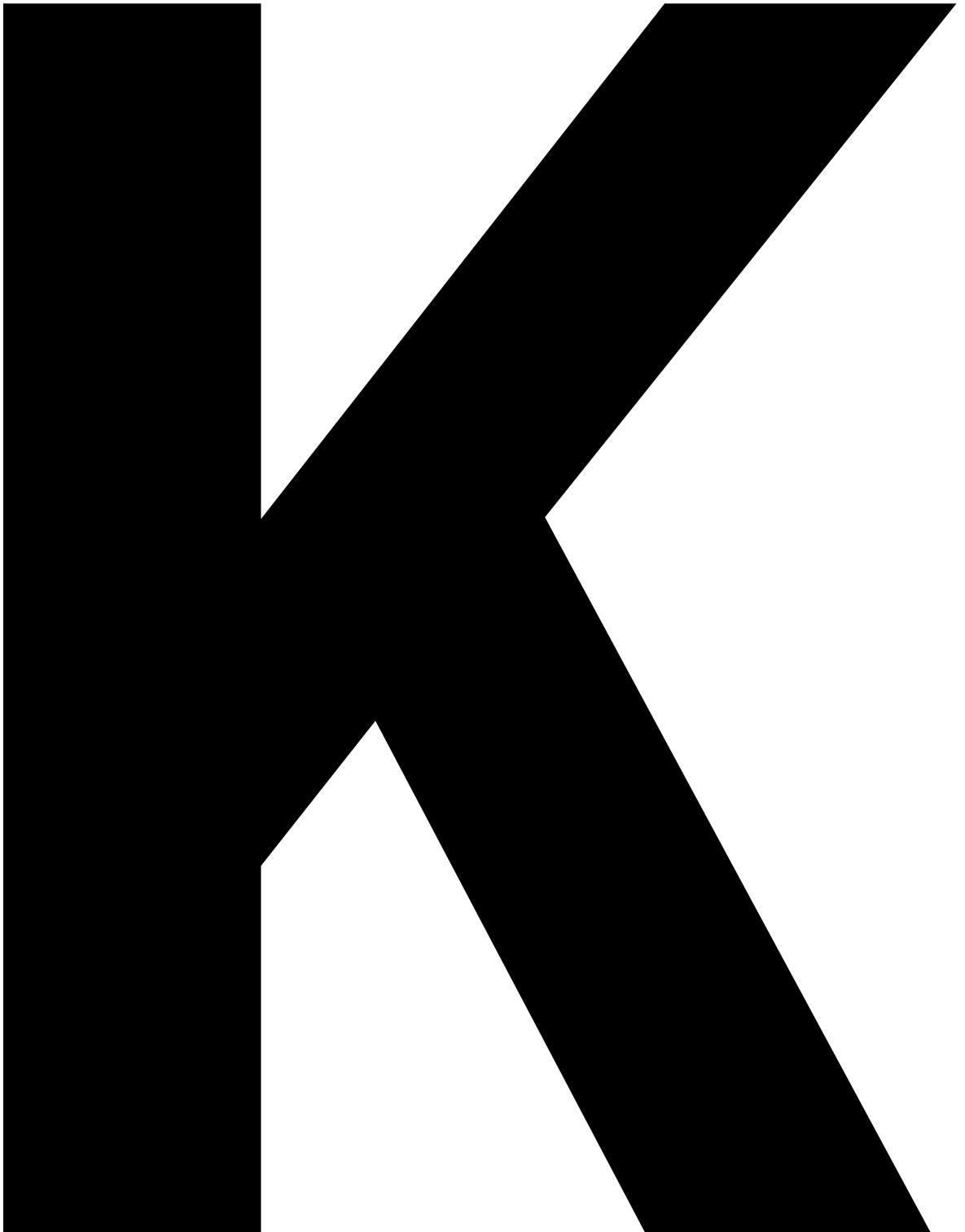
e

S




e









J







5


e



w











U

u

Q






Q




e

e


S





Q


e







G


e


S


















Q

e





M


e

u




S











e

































Q





Q




bo


e

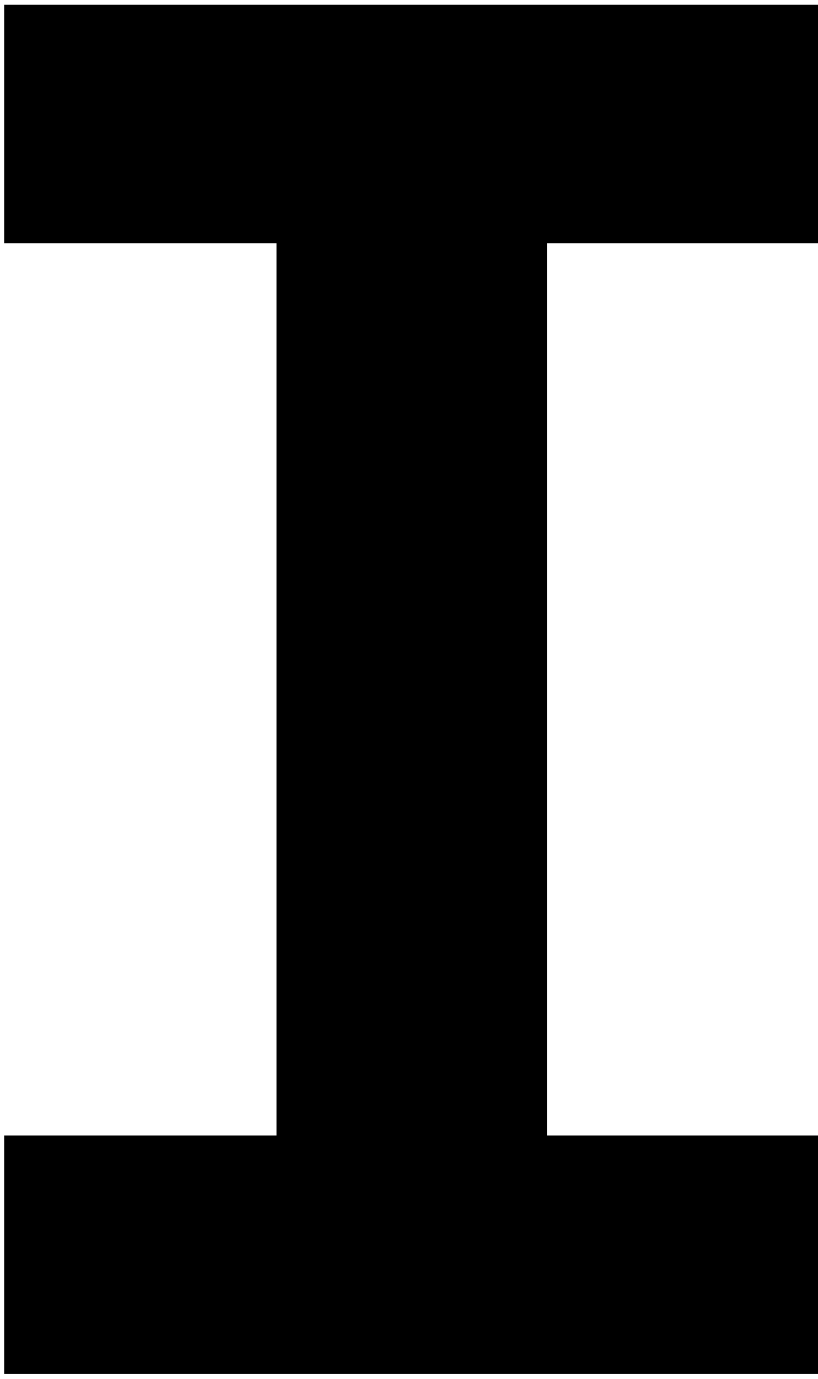




5








m

J

e







e

n

J

sa

h



h

u

n

Q

e





10

e






u

Q

Q



e



e

m

o

e



sa



u



sa

n




m


sa


J




e




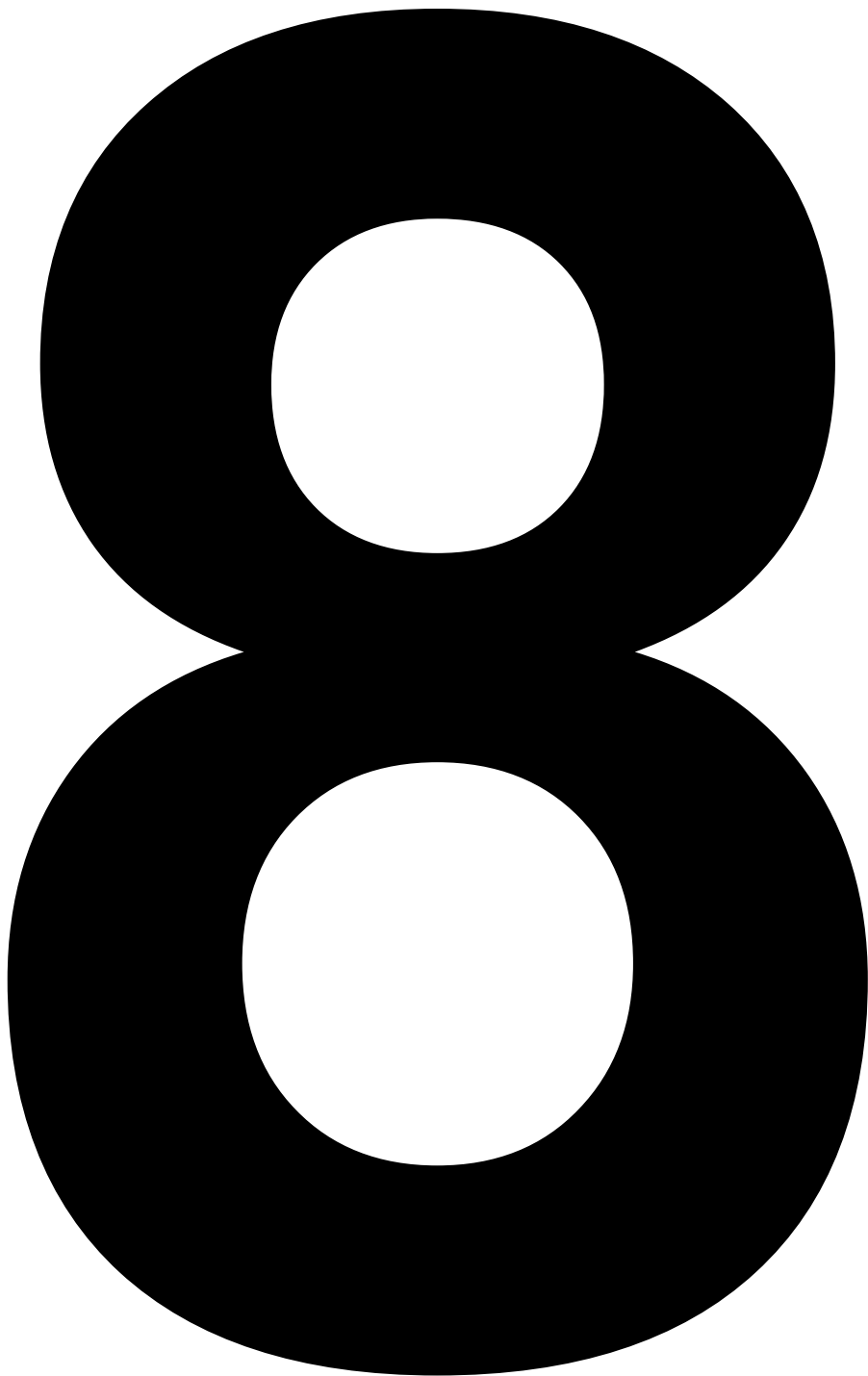
















C



B

e



Q

e

n

D

sa

n

S

Q

sa

sa



Q



O

e

S

C

h

Q


e





O

S





J

J

5a







n

e

n

Q

sa

10



e

S

S

o





u

n

Q

e

V



n

m

e


h





sa

J

S







C



n

w

e

n



Q


e





sa

J

S








J


sa


h



e



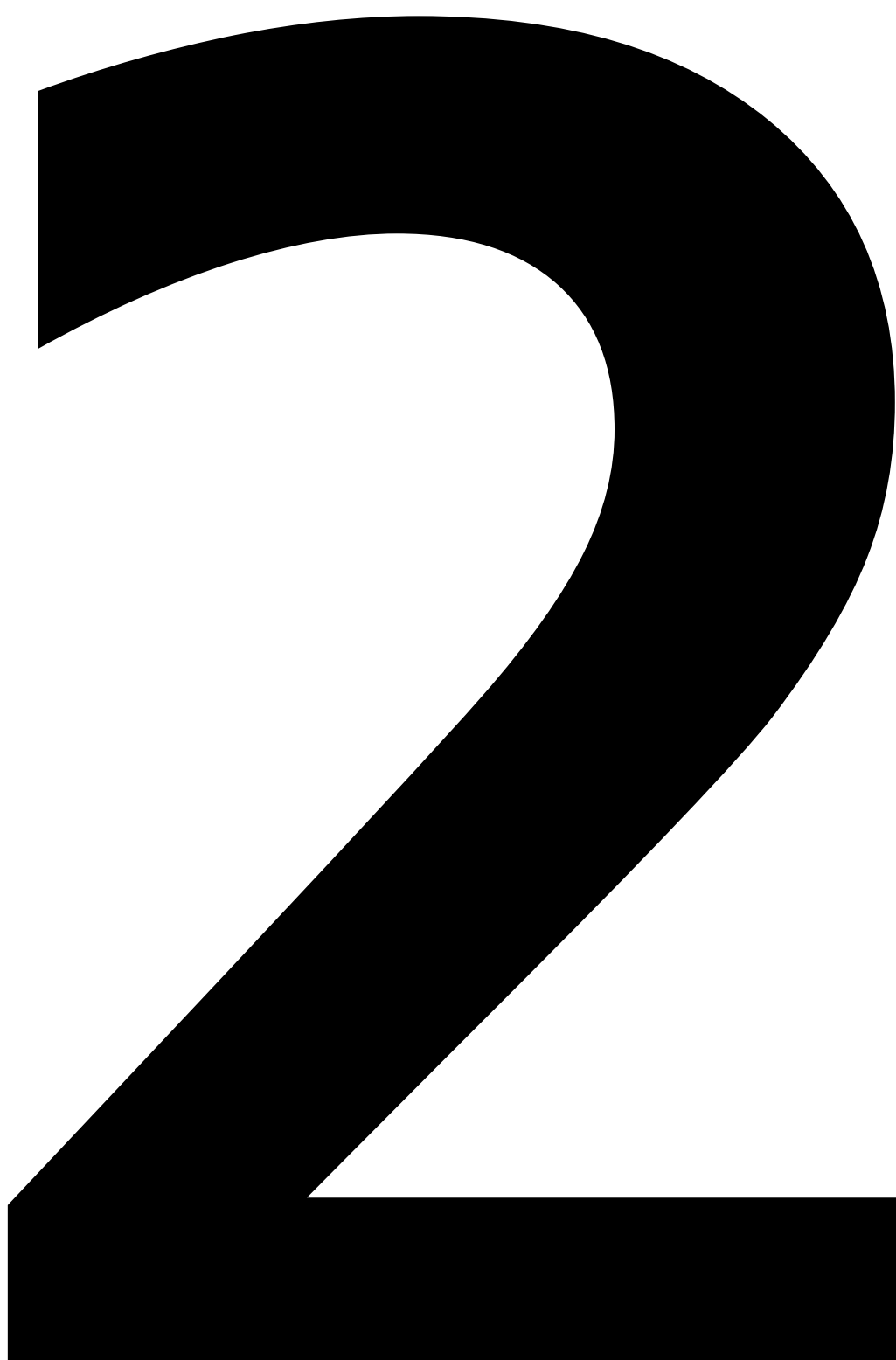






e

S


e







D


e




S











e



e



u



J

U

S




S


10


5


S

S














e






Q


e




e





S




e









J



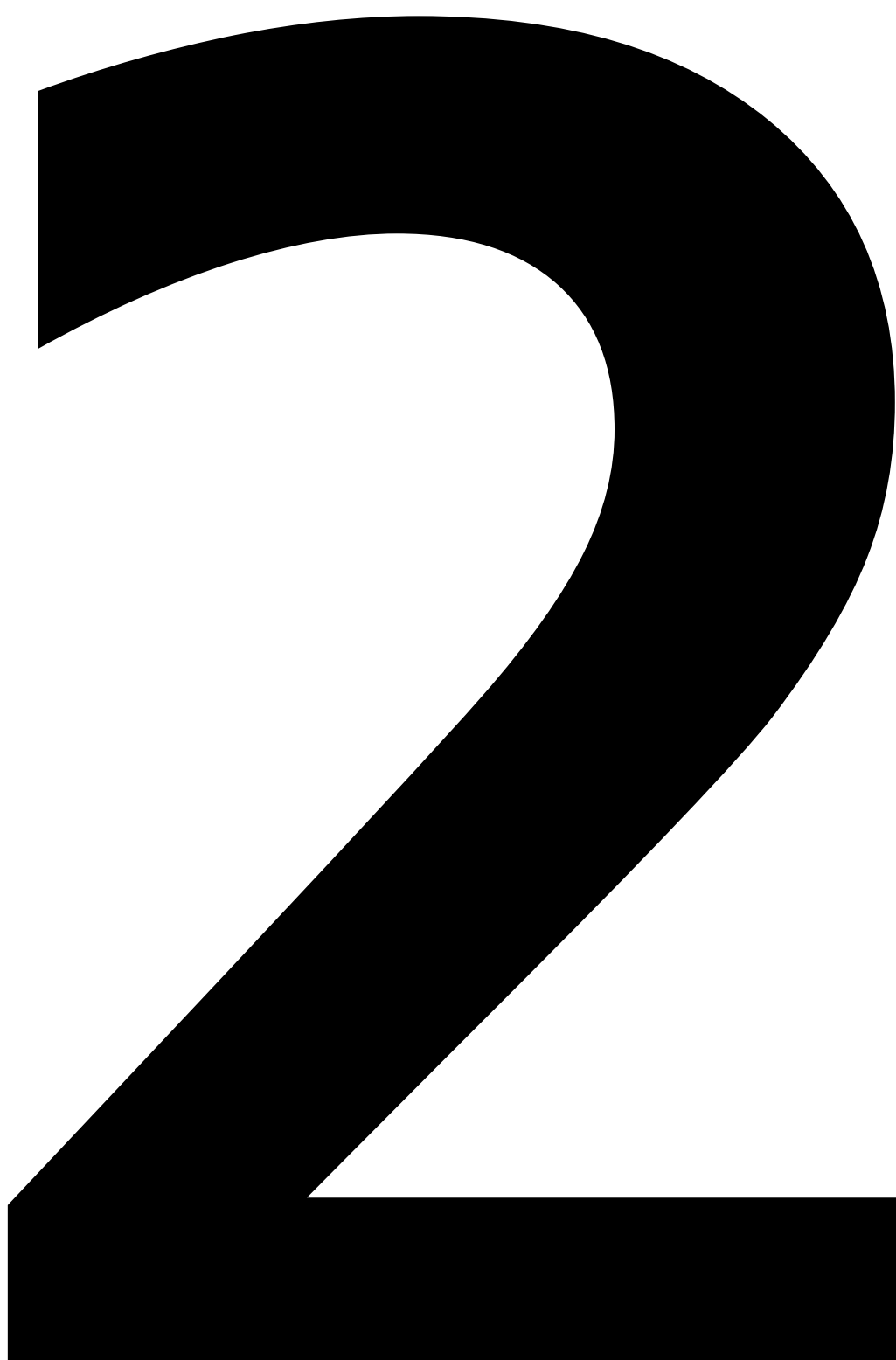



e


Q



S










J


5










U




Q







S



D

5a

S



n

Q

e

Q

e







w



5



m

u

n


Q



m

2





J

sa

h



h

u

n

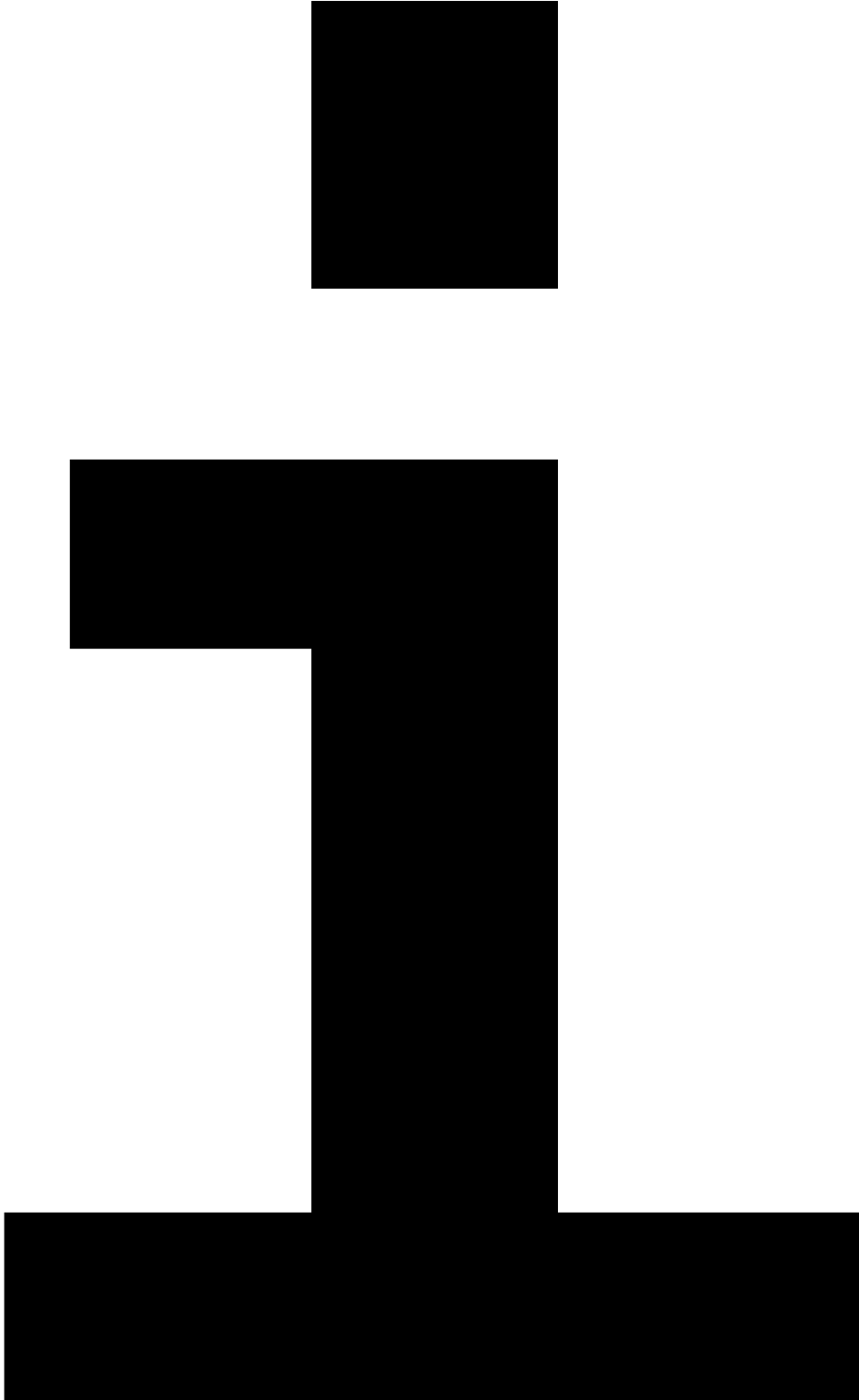
Q

e





w





Q

V



n

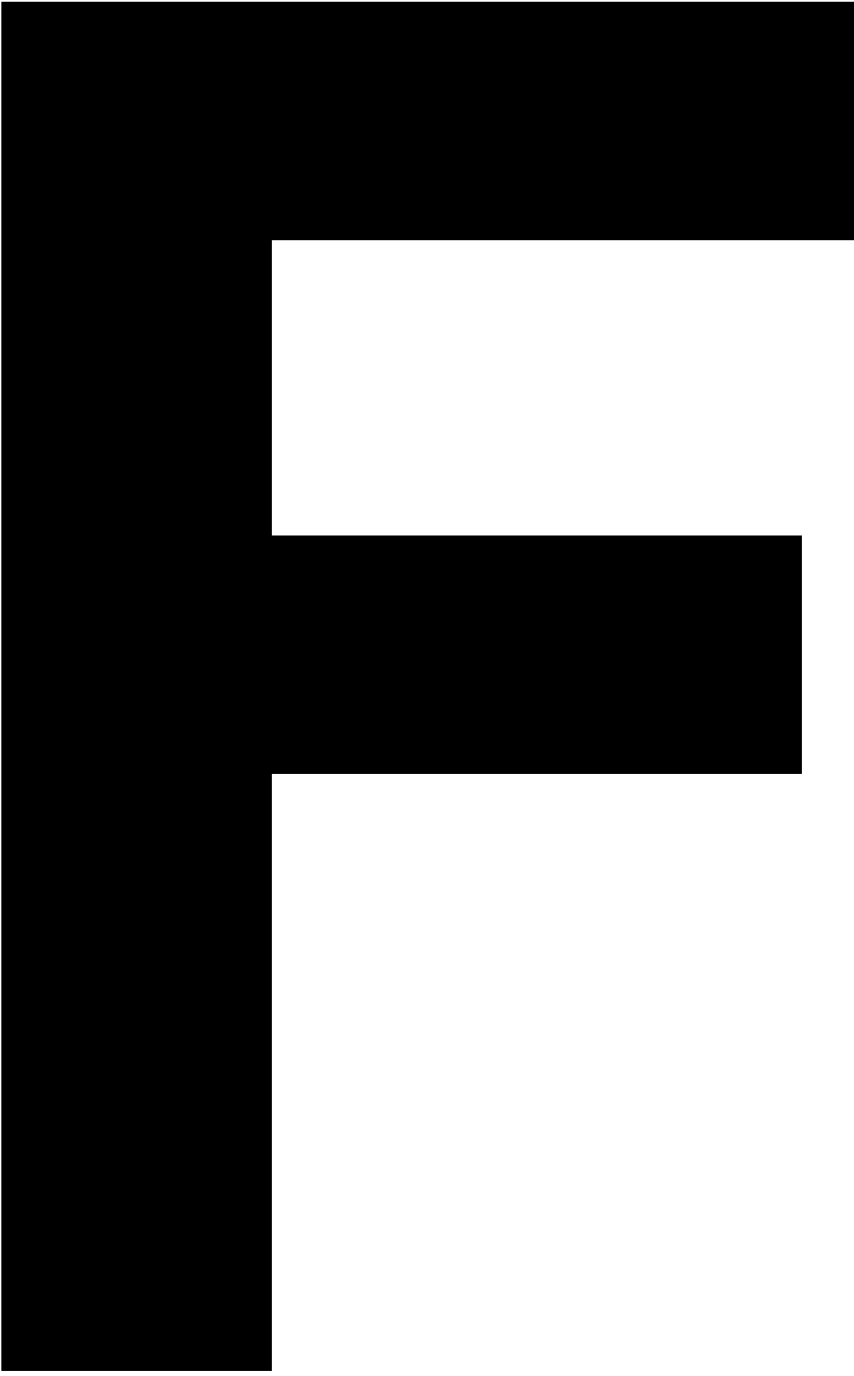
N

A

S

A









S

C

h

e



n

Q

u



C

h

Q

5a

S

S

C

h

w



5

C

h

e

J

n

Q

e



S



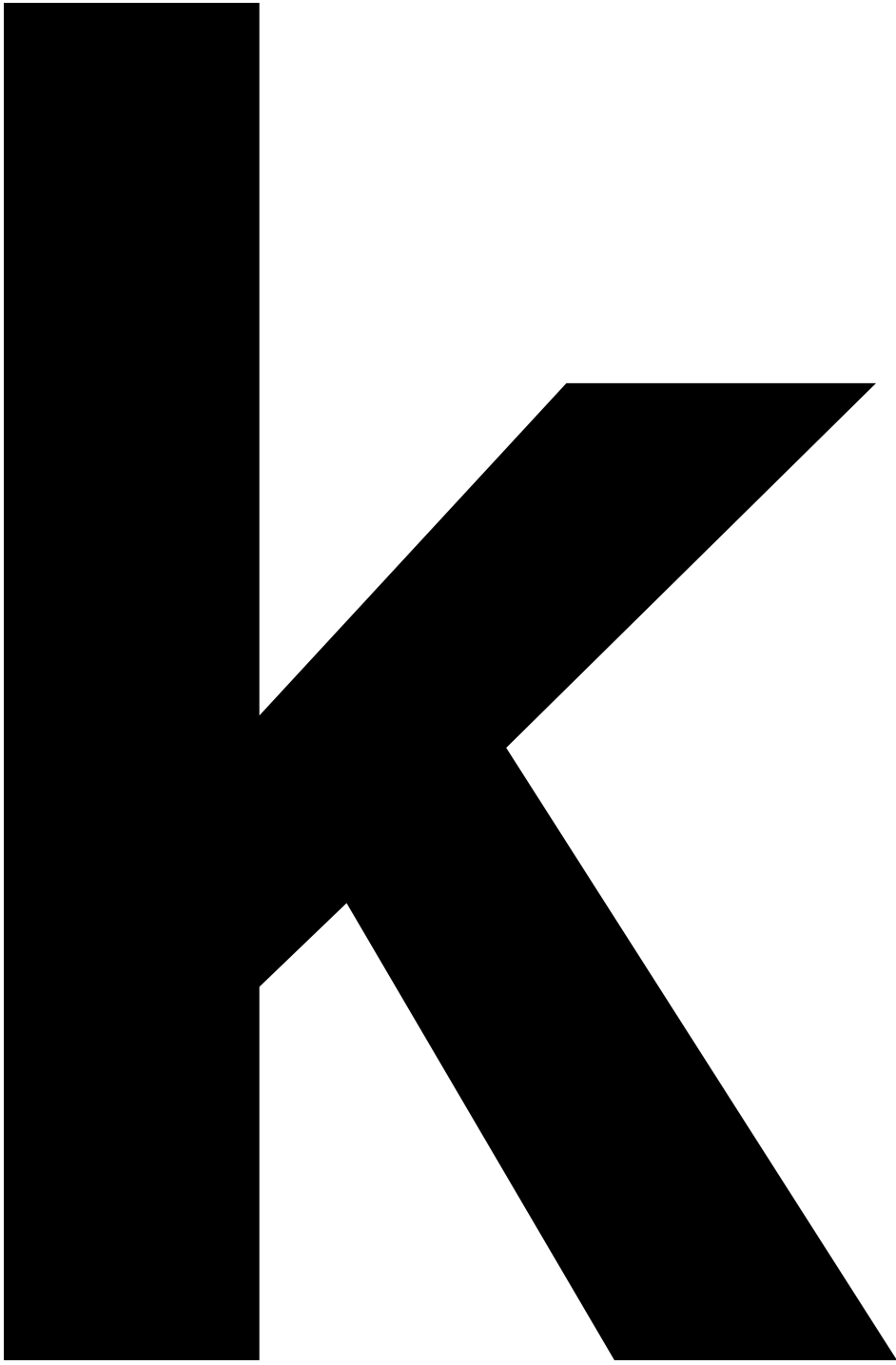
n

n

e

e





J



5








D



e

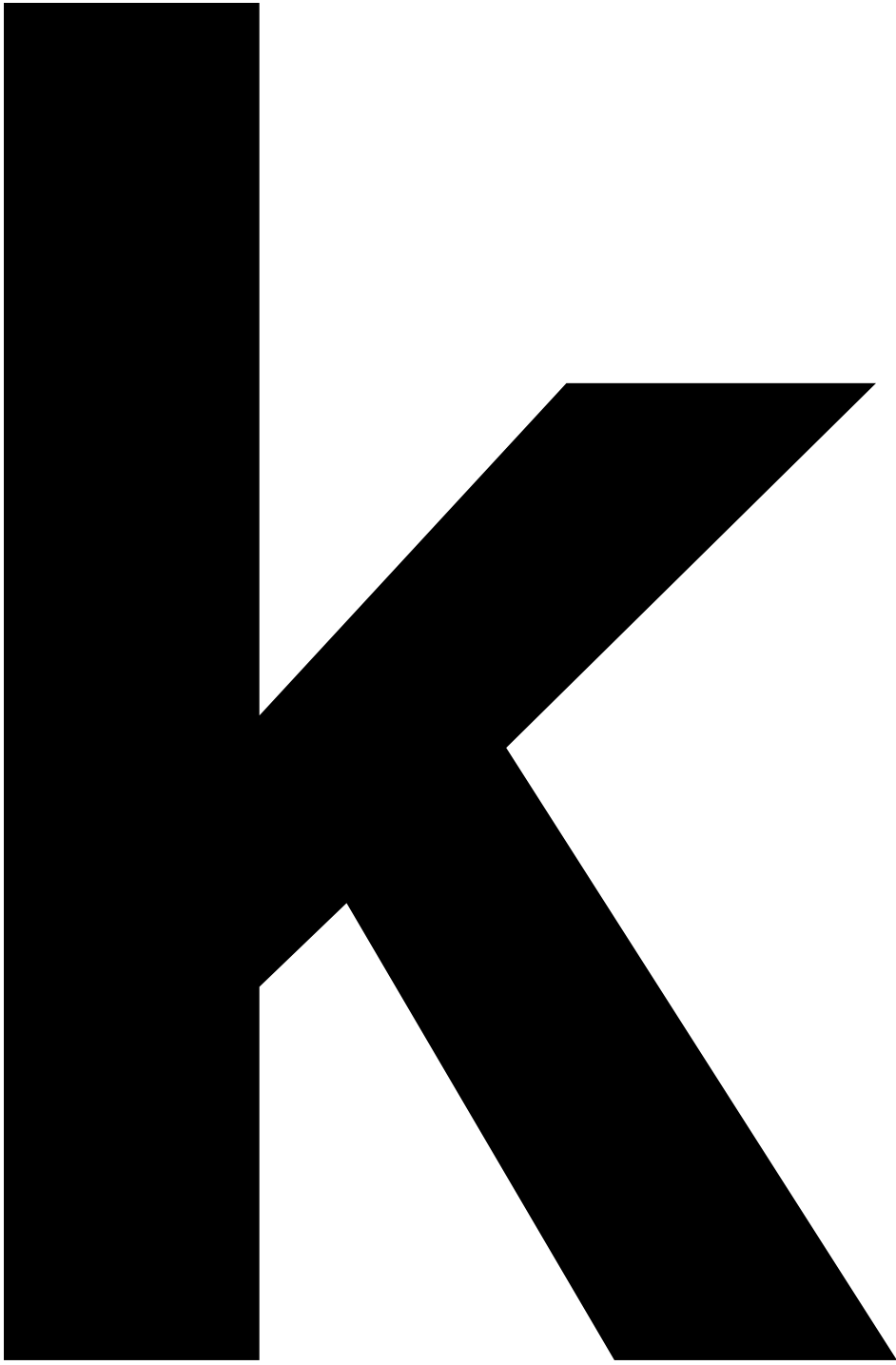


10

e



sa







V







5a



Q

e



S



n


n

e



m

2





J

sa

h



h

u

n

Q

e





h

sa





e

Q

5a

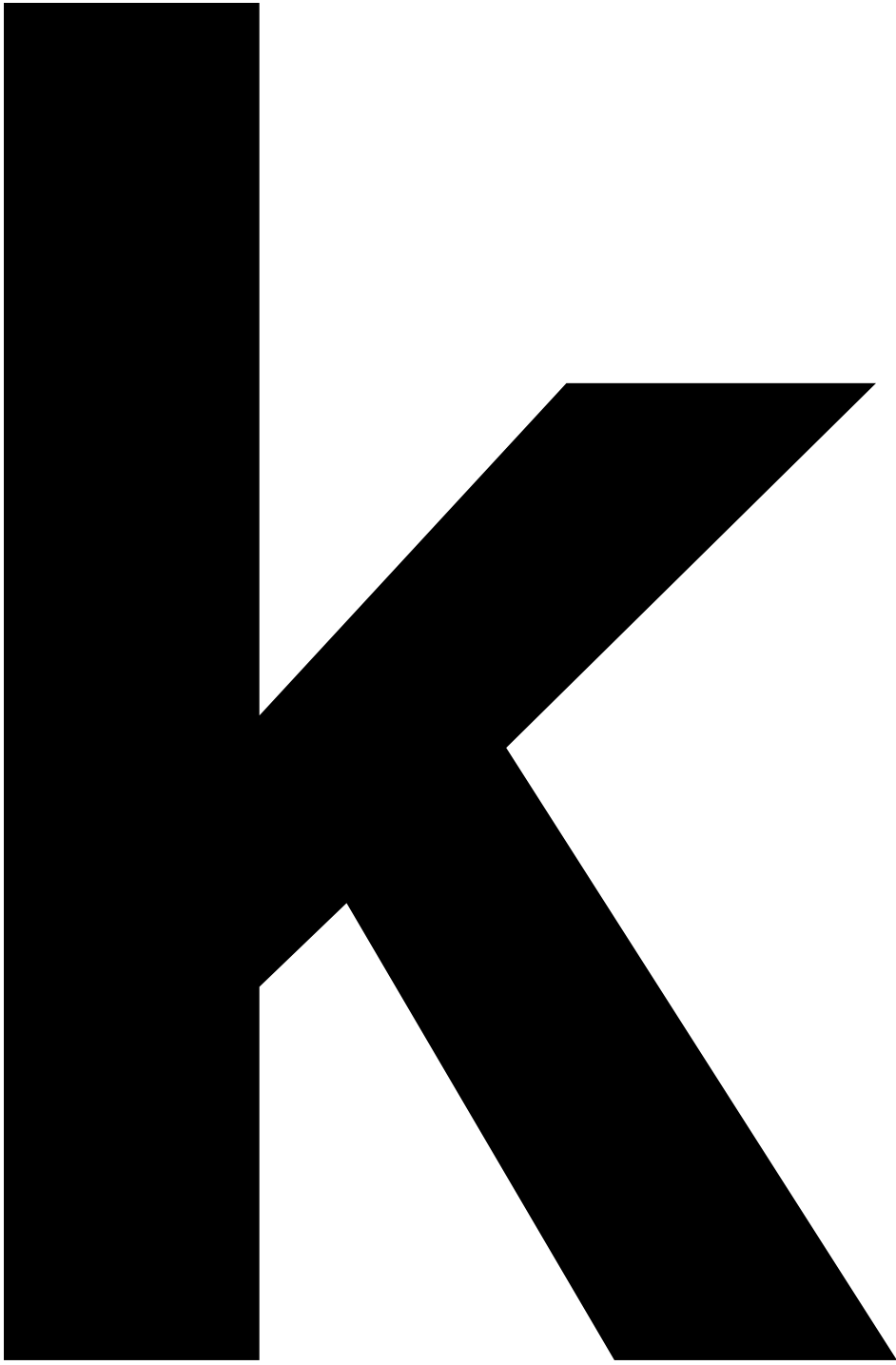
Q

e

Q

e

n



e



n

e

n





n



J

u

S

S





w

sa

S





u




e



n

e







Q













e




S


e

B



W







10

U




S



e





Q






Q


5








S





e


M


e

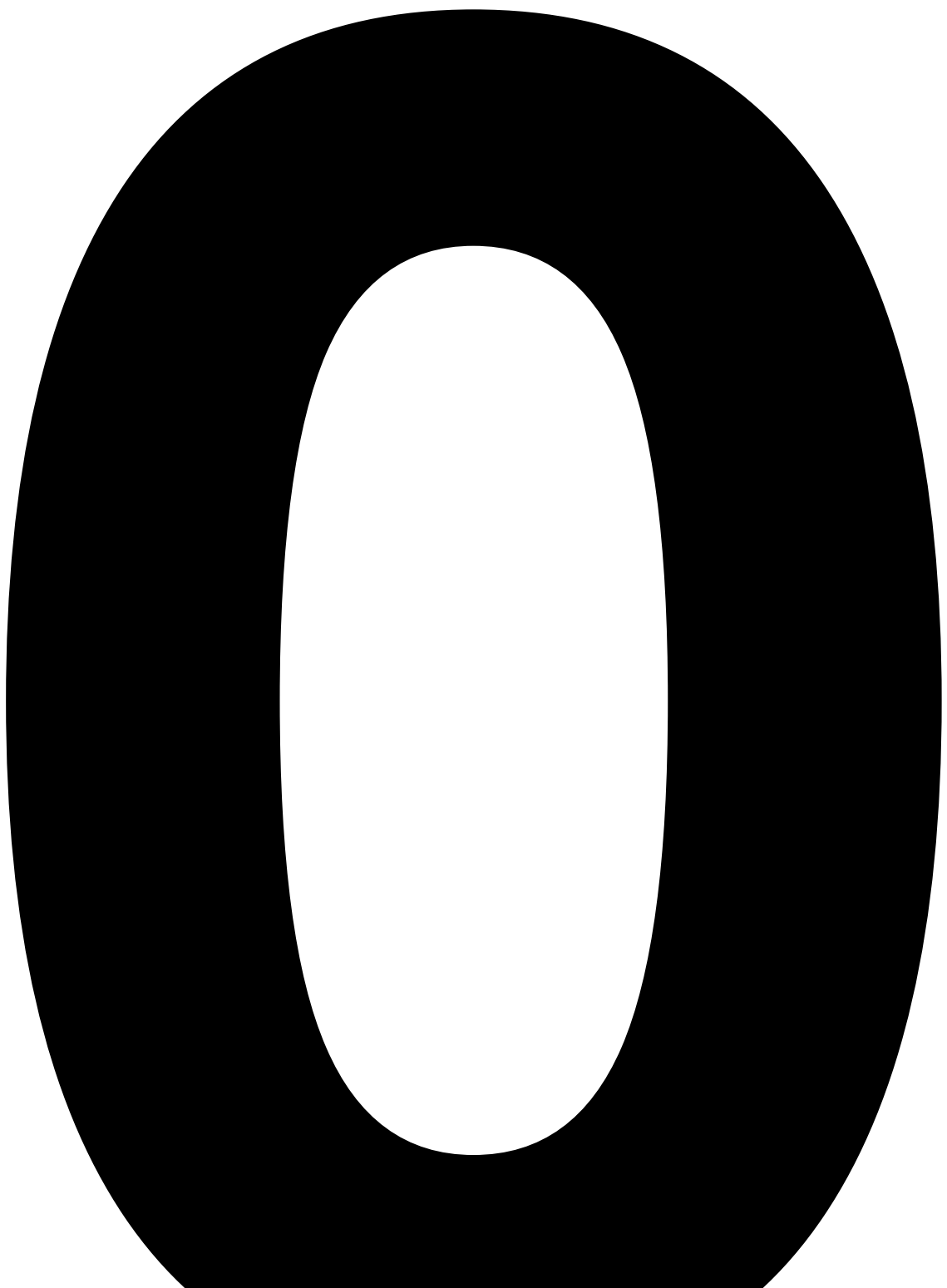
u

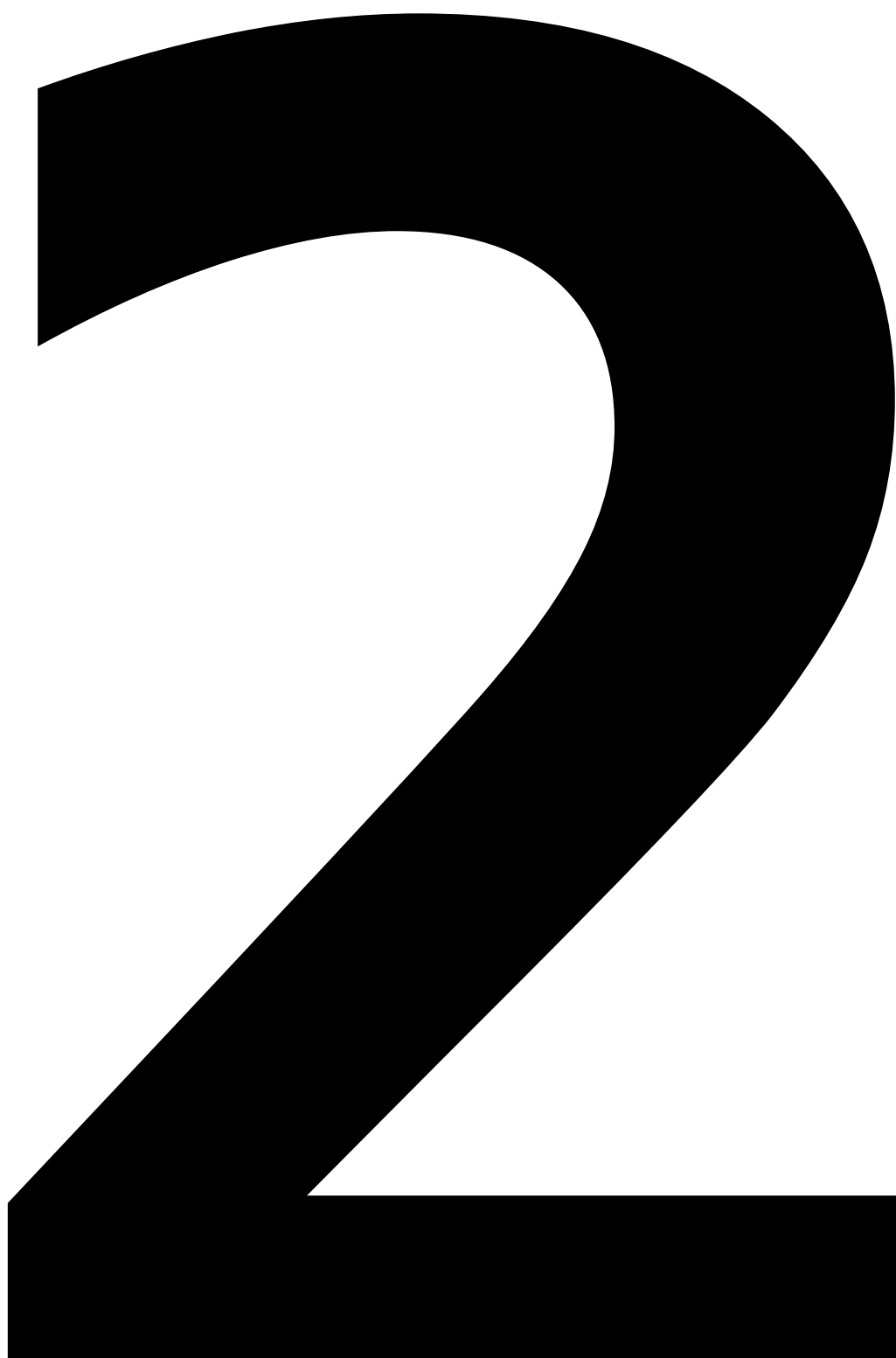
Q




e


















Q





e



U








Q

5


S


V


e

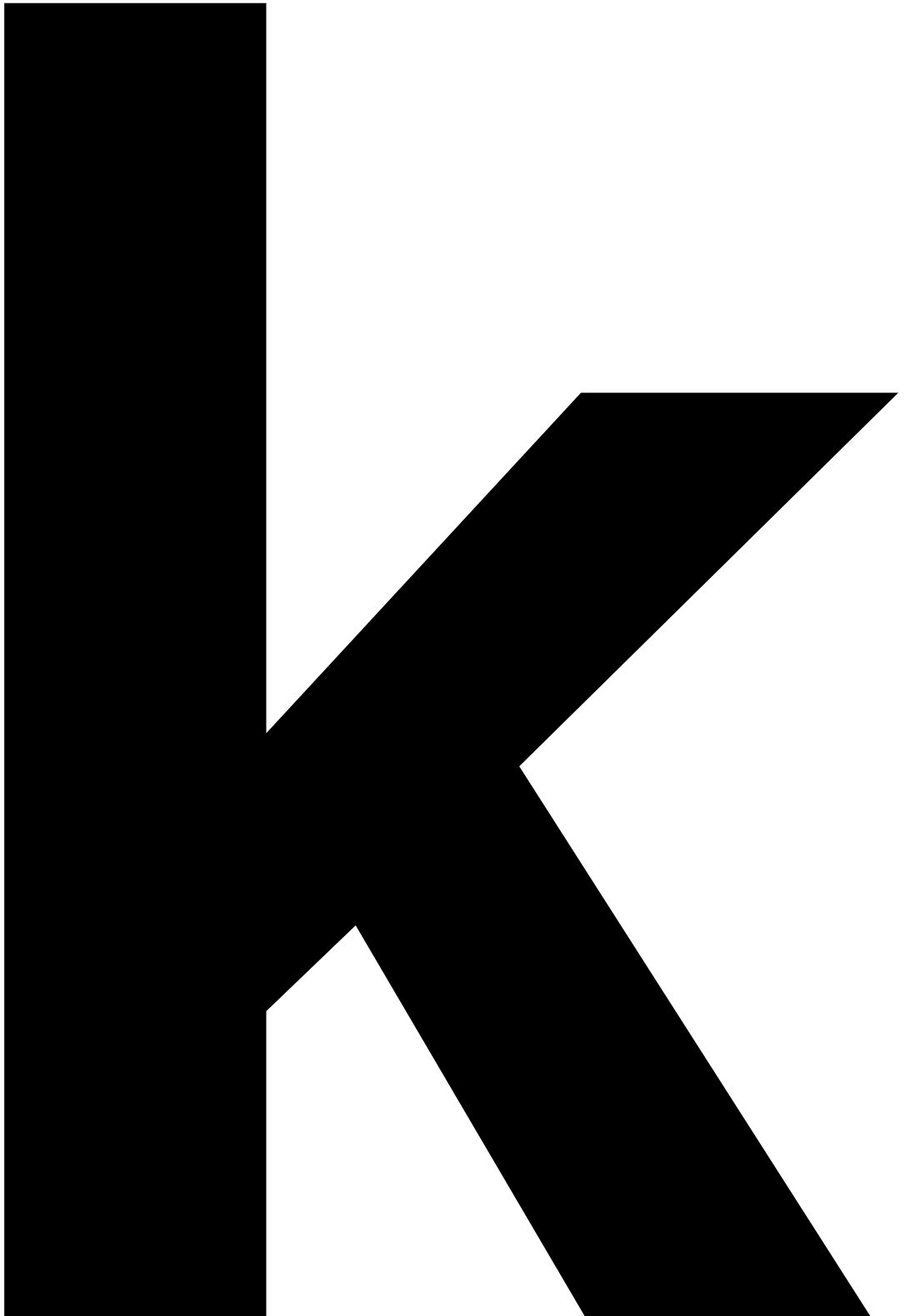



S














Q




e








e



bo





5

U

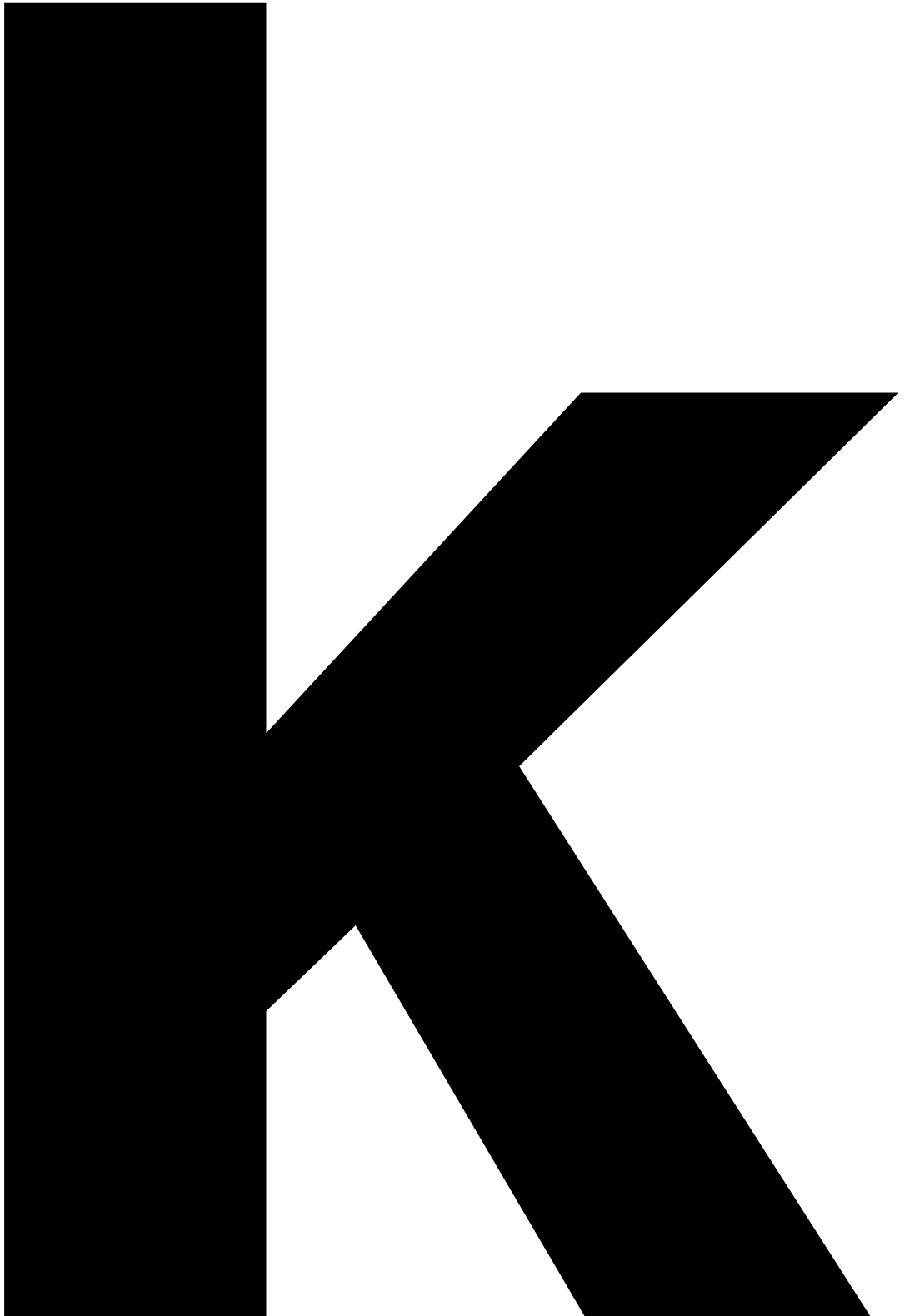



e






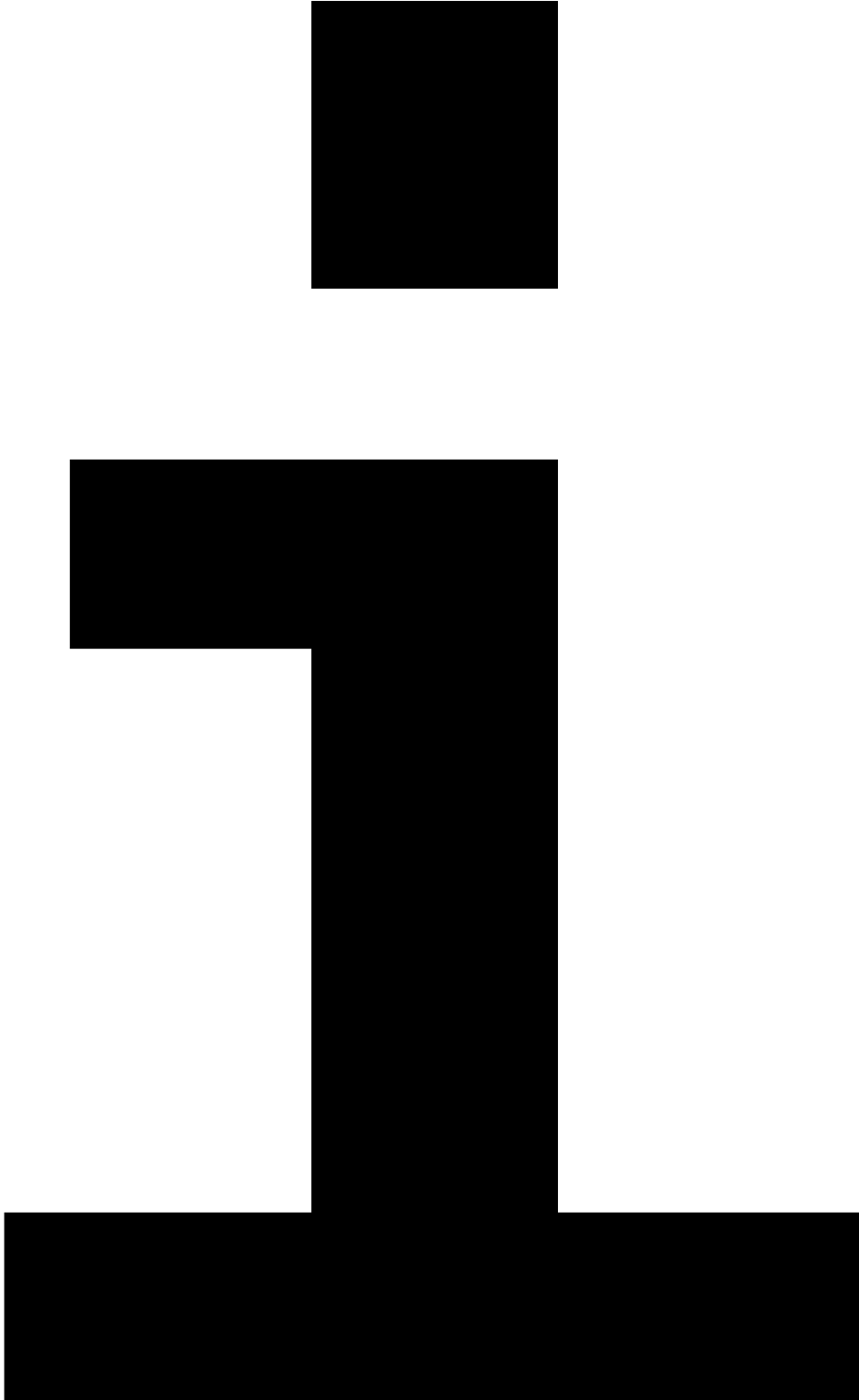
e











n

e





h

e





e





S

C

h

e

n

V

e



Q



o

o

J

u

n

Q

Q

e

S

C

O

2

S



e

h






e



n

m



Q

J



C

h

e



A

n

S






e

Q

V




n






3







5



C



Q

e

Q

e

n





u




10

e









h

e



e

w

e





e

S



sa

m

m

e

n

V



n

u

n

Q



J

sa

u

10

w



u



Q



Q

e

n

K

J



m

sa

m



Q


e

J

J

e

n



S



e


h

e

J


e







e





h


e


S


e
















S

e

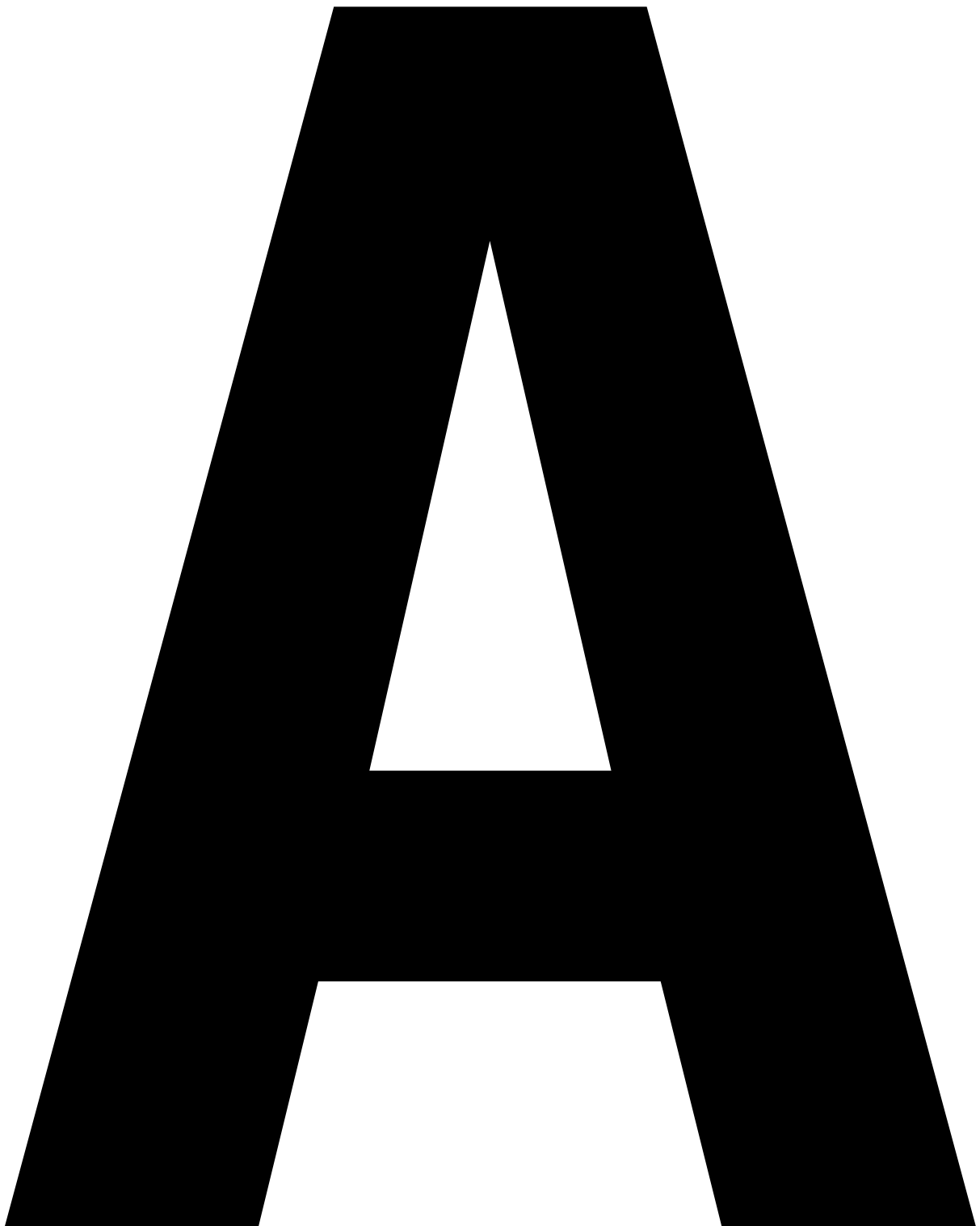






D




e
















10











e





S







w























e


S




Q






S






e




bo




5

U


S






w



bo




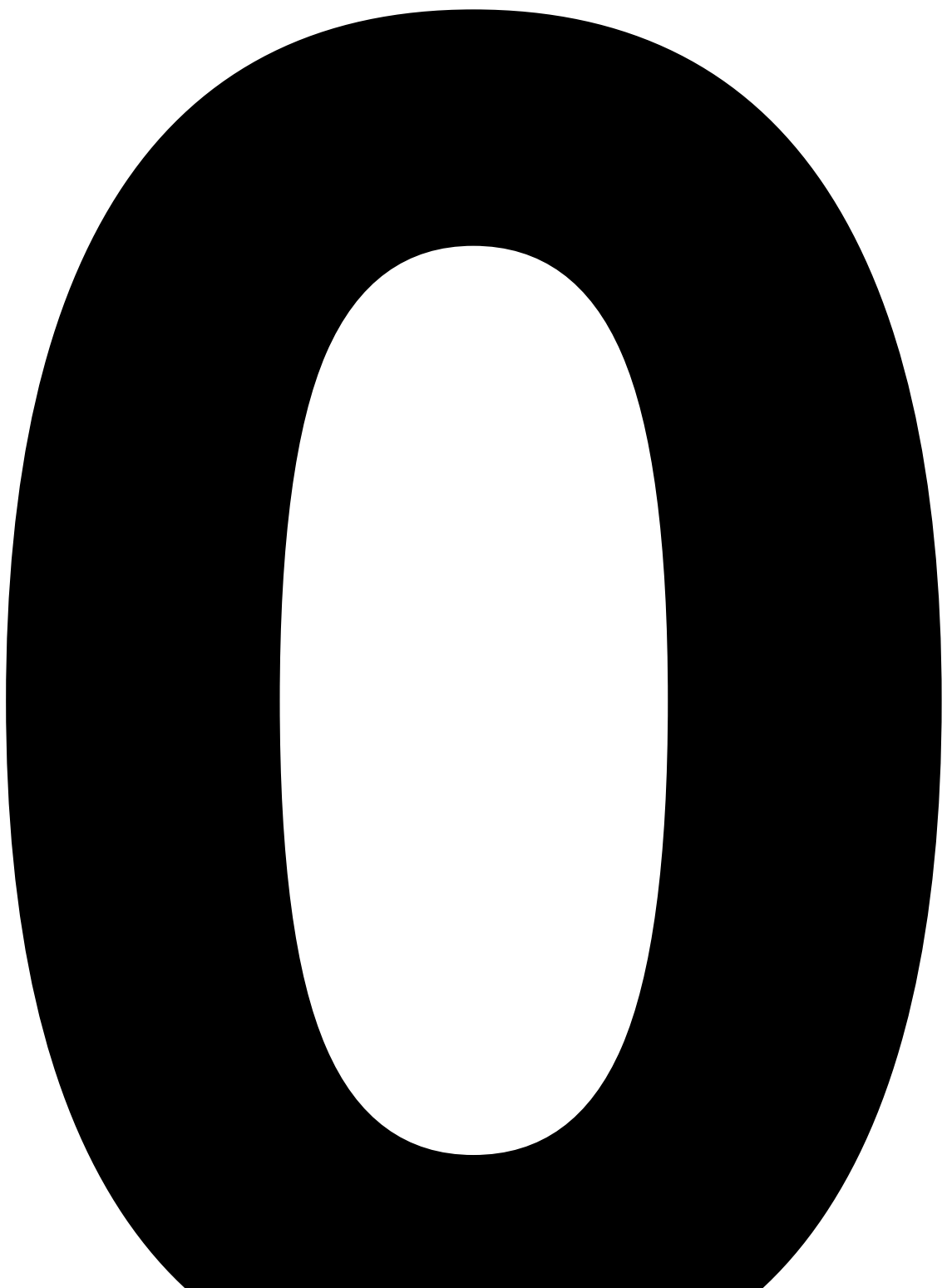


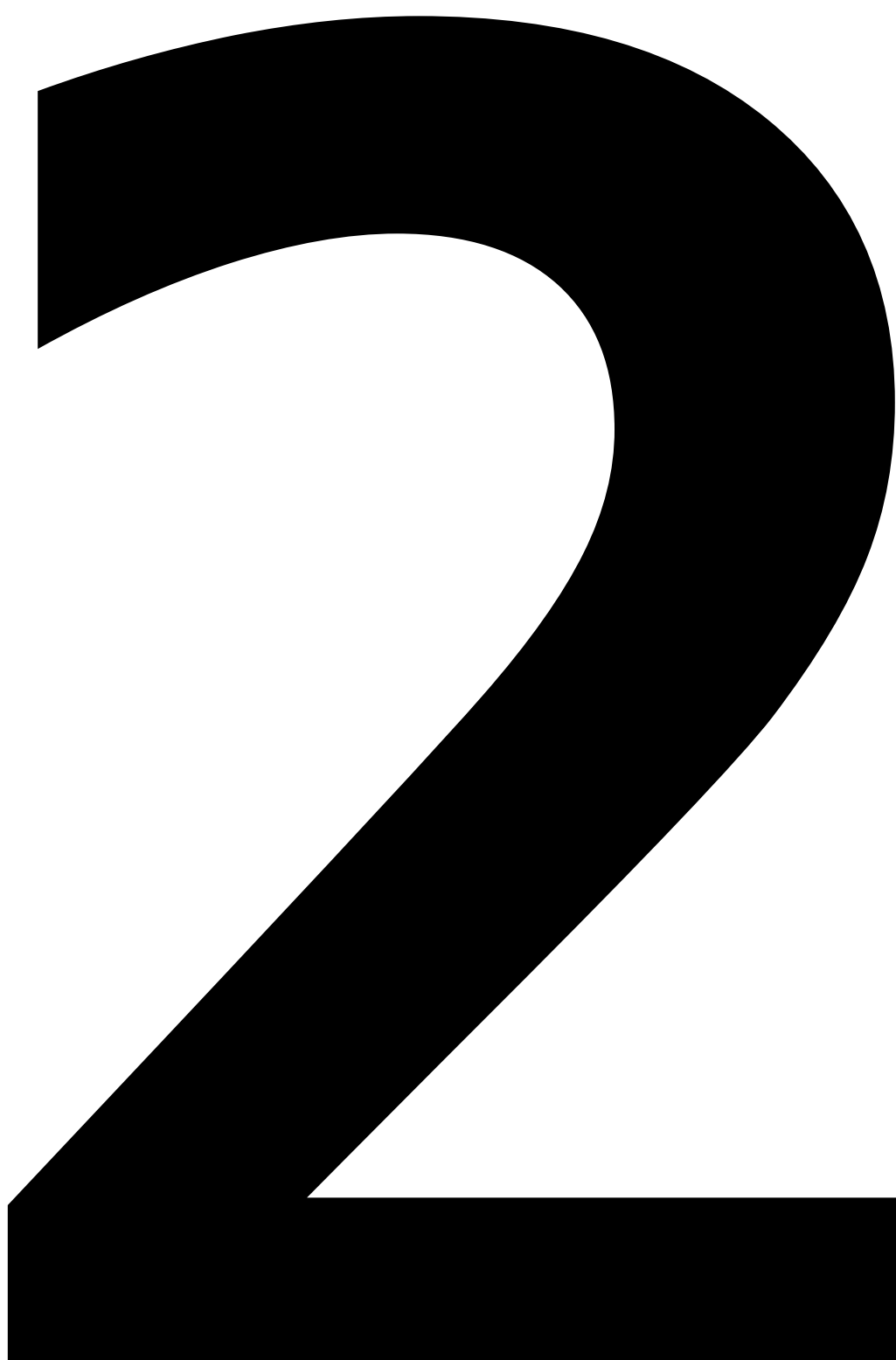
Q

5













Q




e

R



J

J



Q

e

S

G



J

5

S


e


S







bo


e

















P

u



e



U

n


S




n

n









e

S

e

5





D

5




V






U




S


M

e



S







e

u


10









Q


U






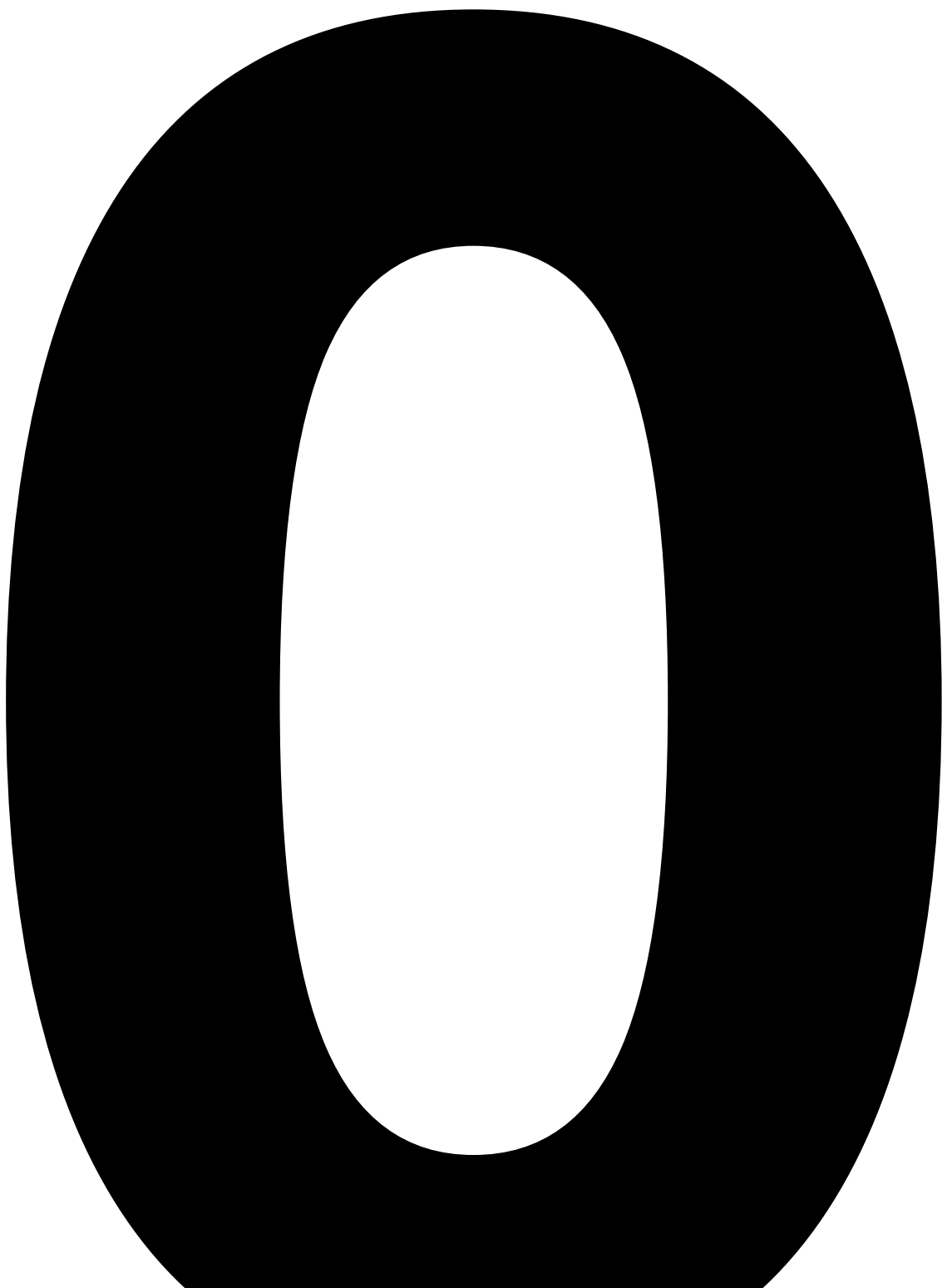
e

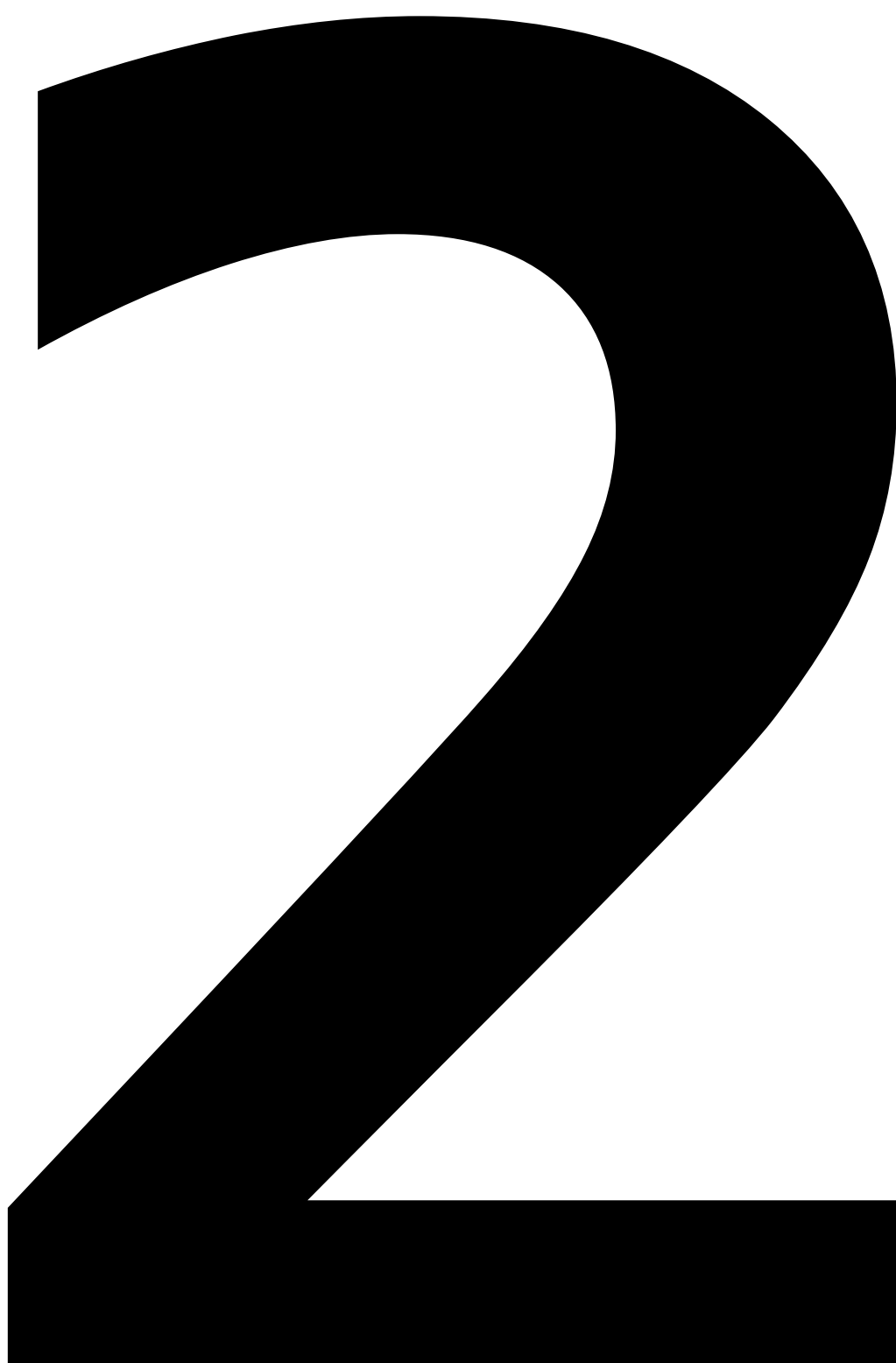





e












5



Q

5










bo


e


S











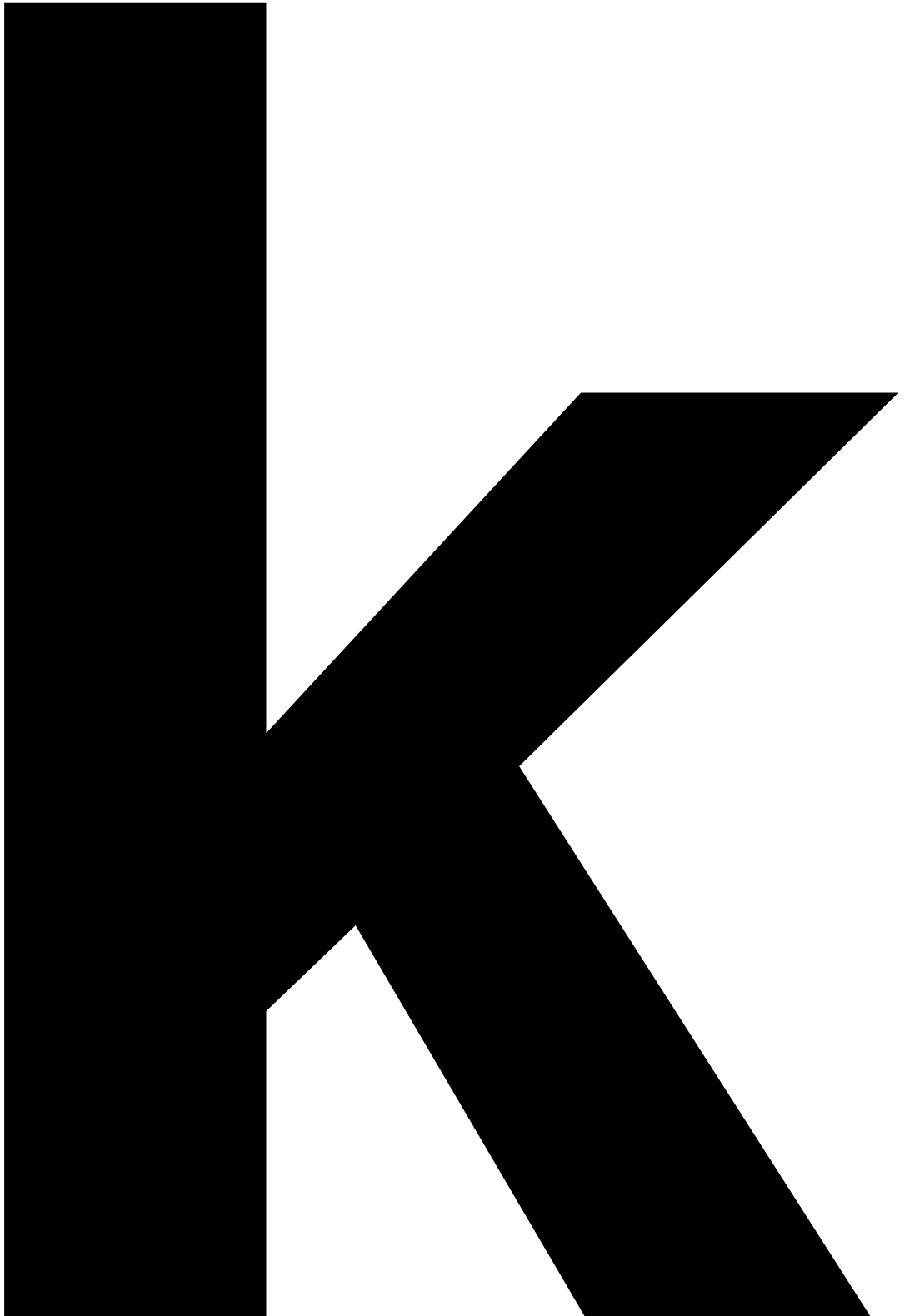



e

M













5


J




Q




e




5






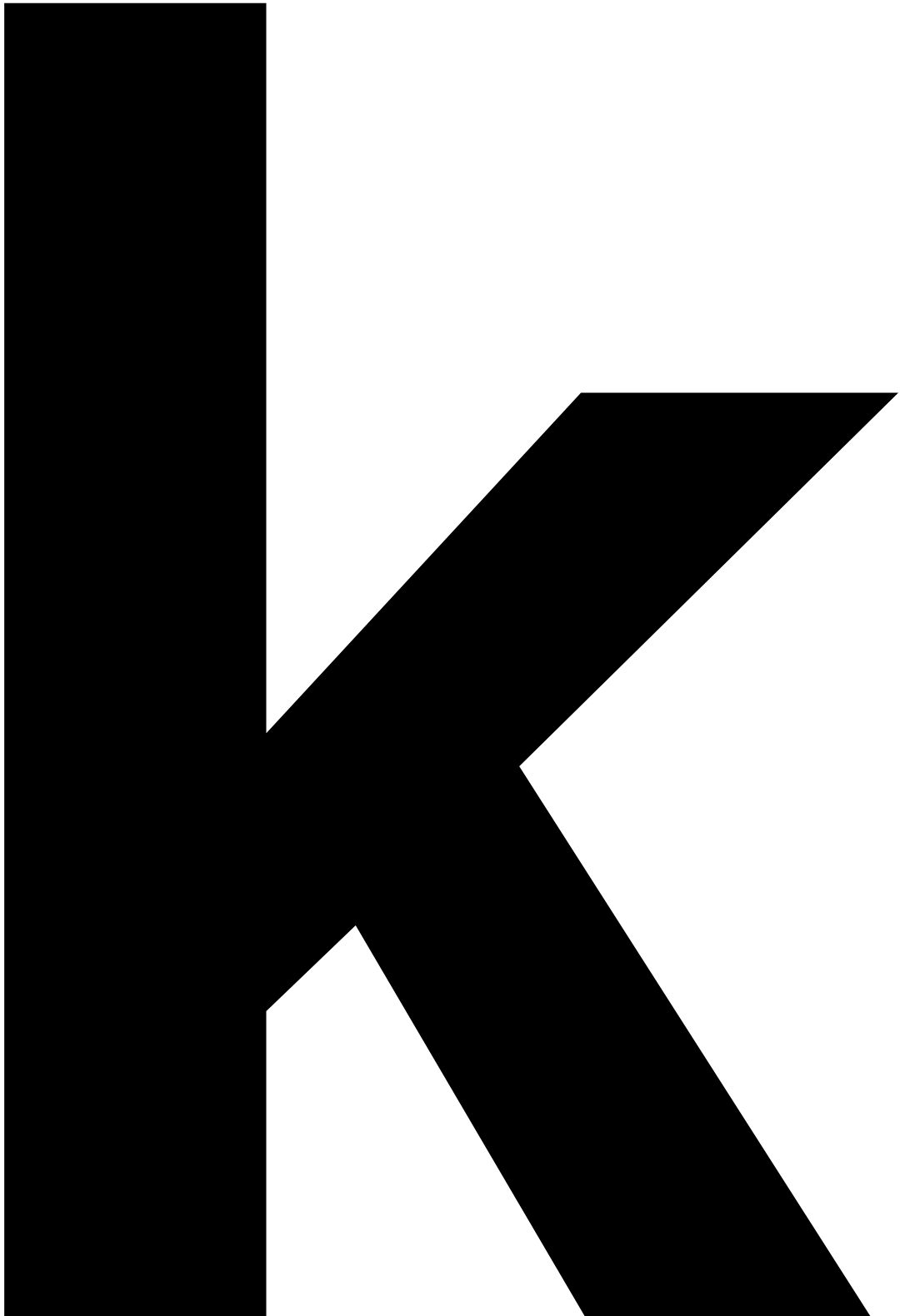
e

S



e






5

u

u



R




C

h





Q



Q

sa

S





Q

e

10

n



S

Q

e



M

e

S

S

u

n

Q

V

e



S

C

h

w

e



Q




sa

10

e



P



sa

u

S

Q

u



e

m

G





u

n

Q










e

S






6






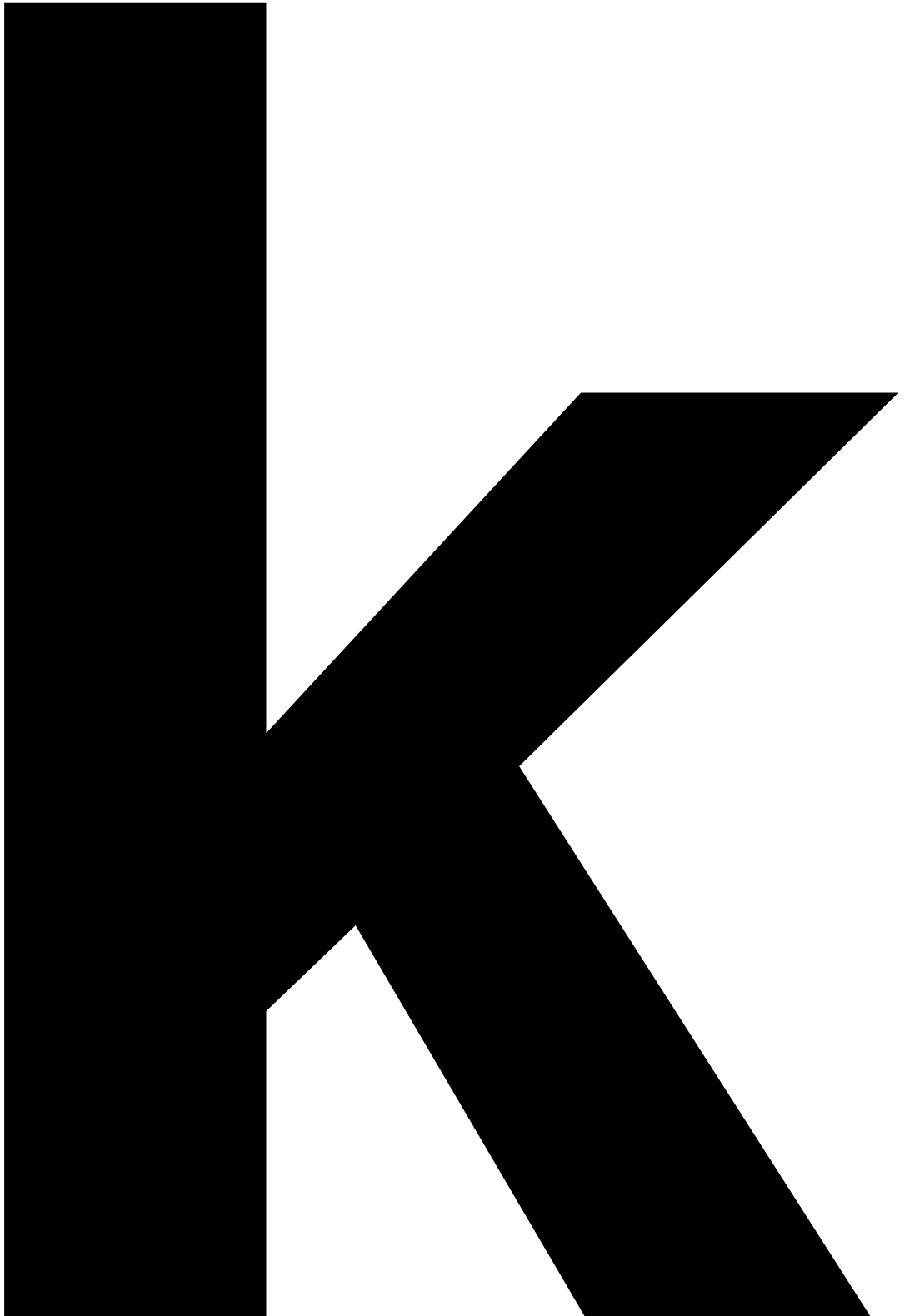
S

Q







bo






e







e




G



U




Q




Q

e



M




Q


e

J


J




e






U






S


S







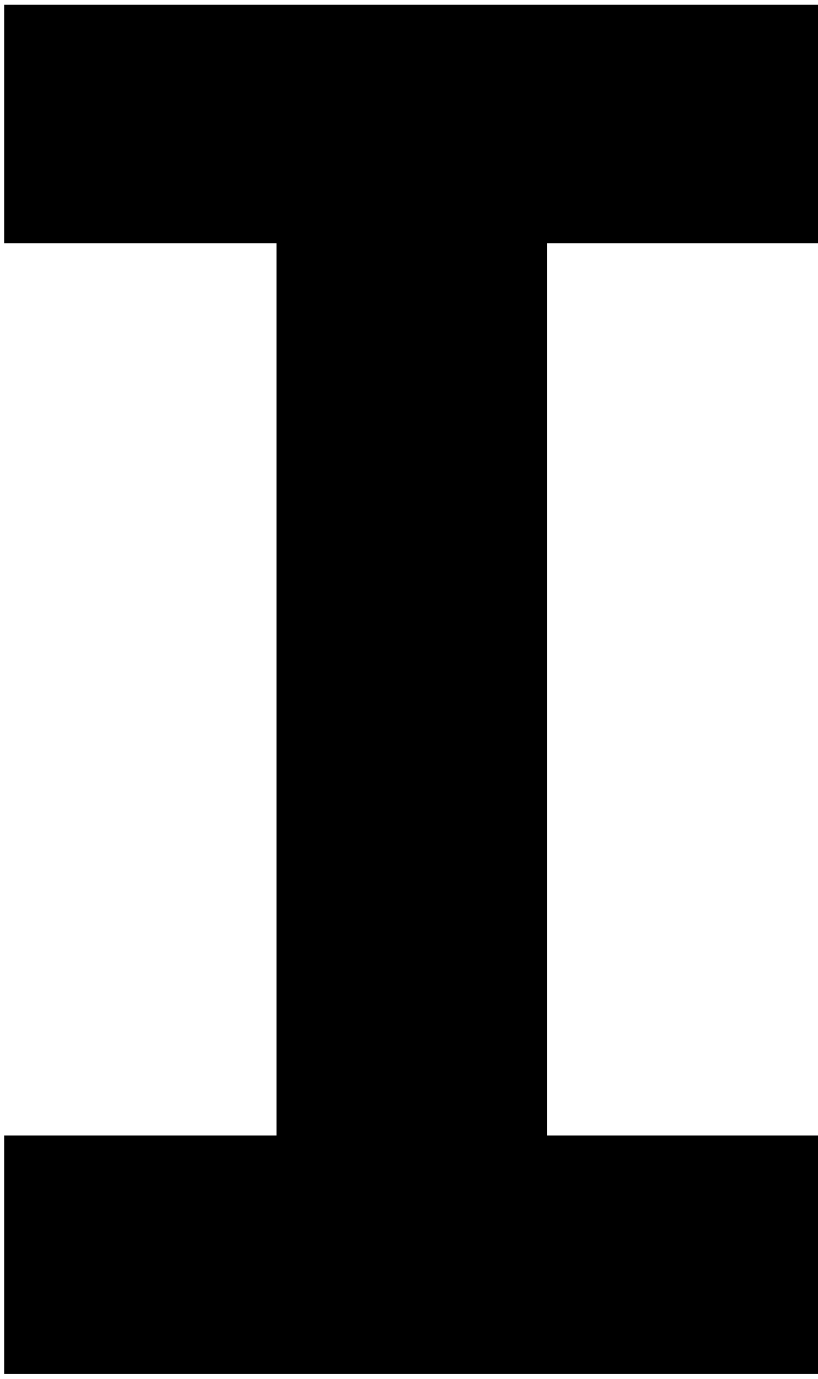
5

U









m

G

e

Q

e

n



e



J

e

S

Q



10





e



n

e

n

G



u

n

Q



h

n

e

n

u

n

Q

Q

e

n

A

u

S

S

5a

Q

e

n

V




n


P












sa









u





sa

u

e

n




D







B







u








n

e

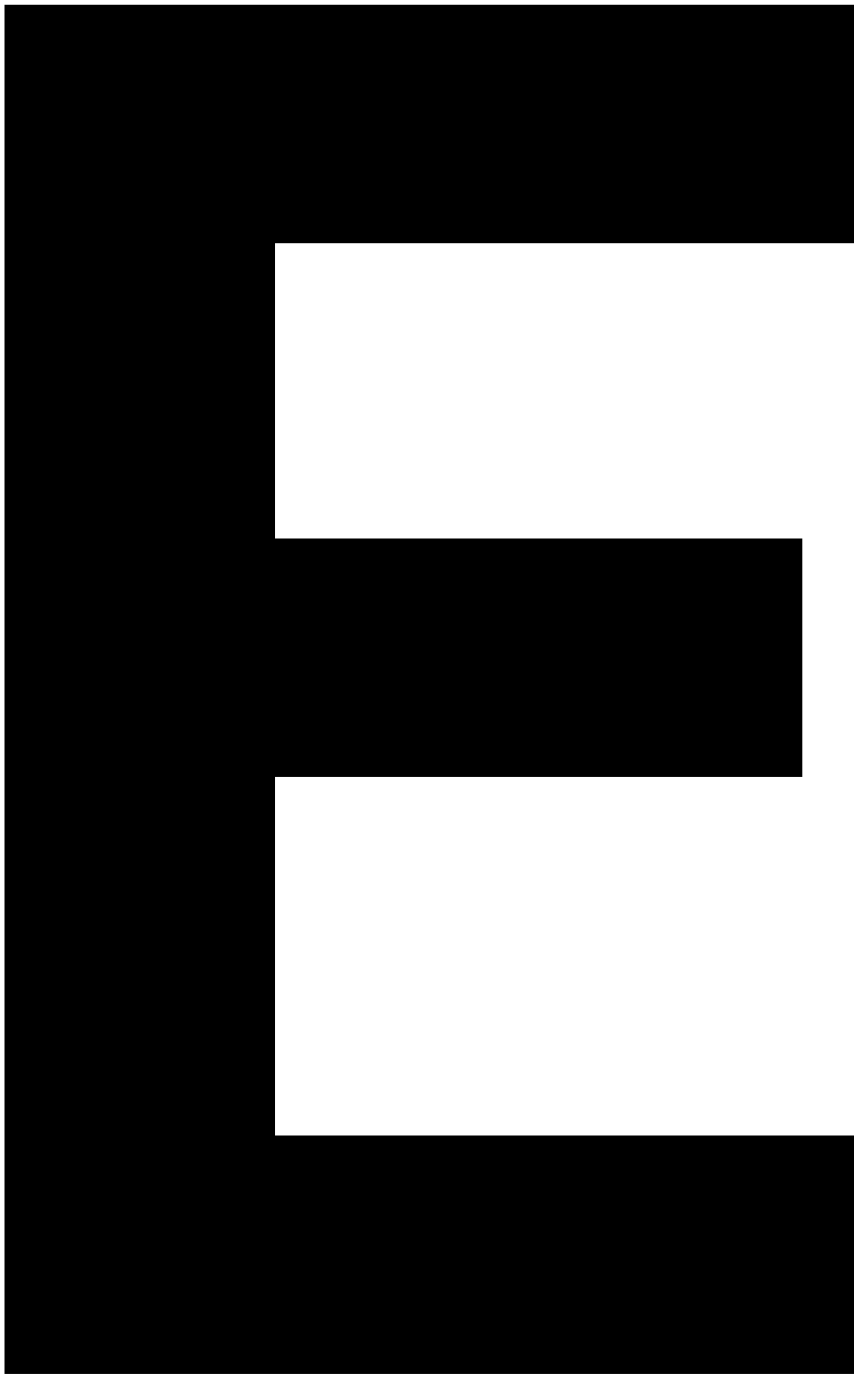






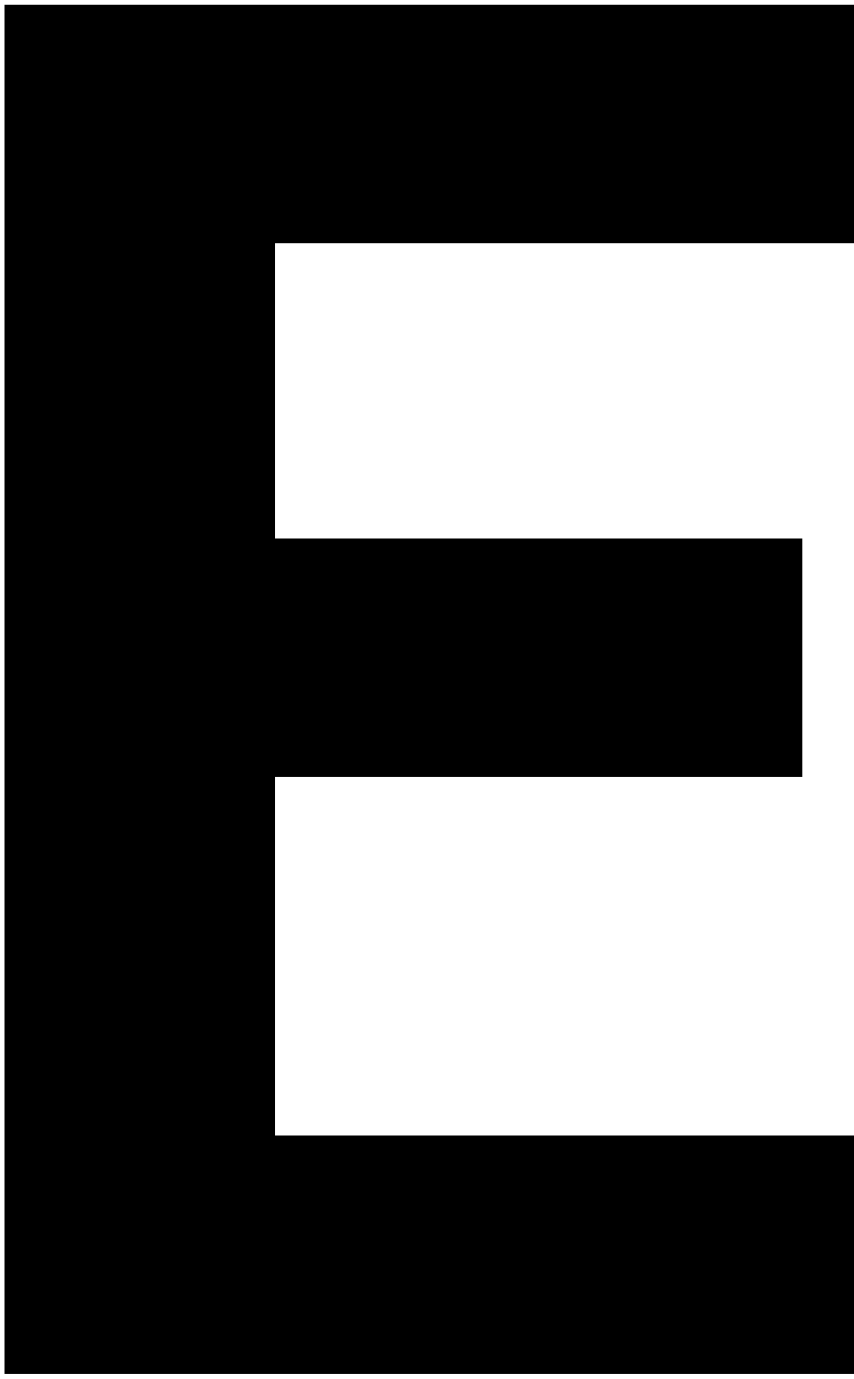
u







K







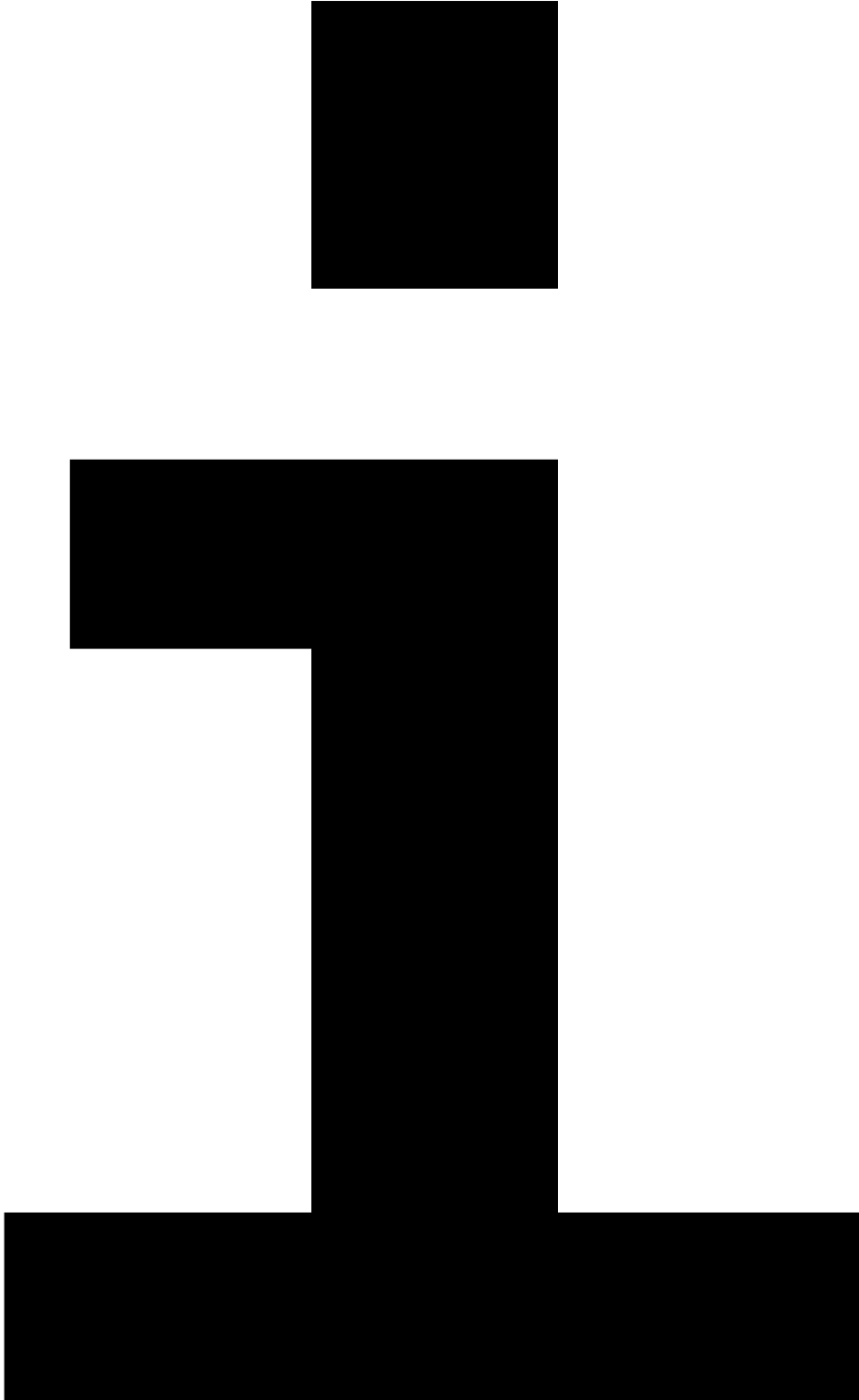


D



e

S



S



Q

e



sa



J

J



e





Q

sa



Q

e

J

e

Q



u

n

Q

10

e

w



e

S

e

n

V



n

A


w

M



n












Q




n





h

e





C



e

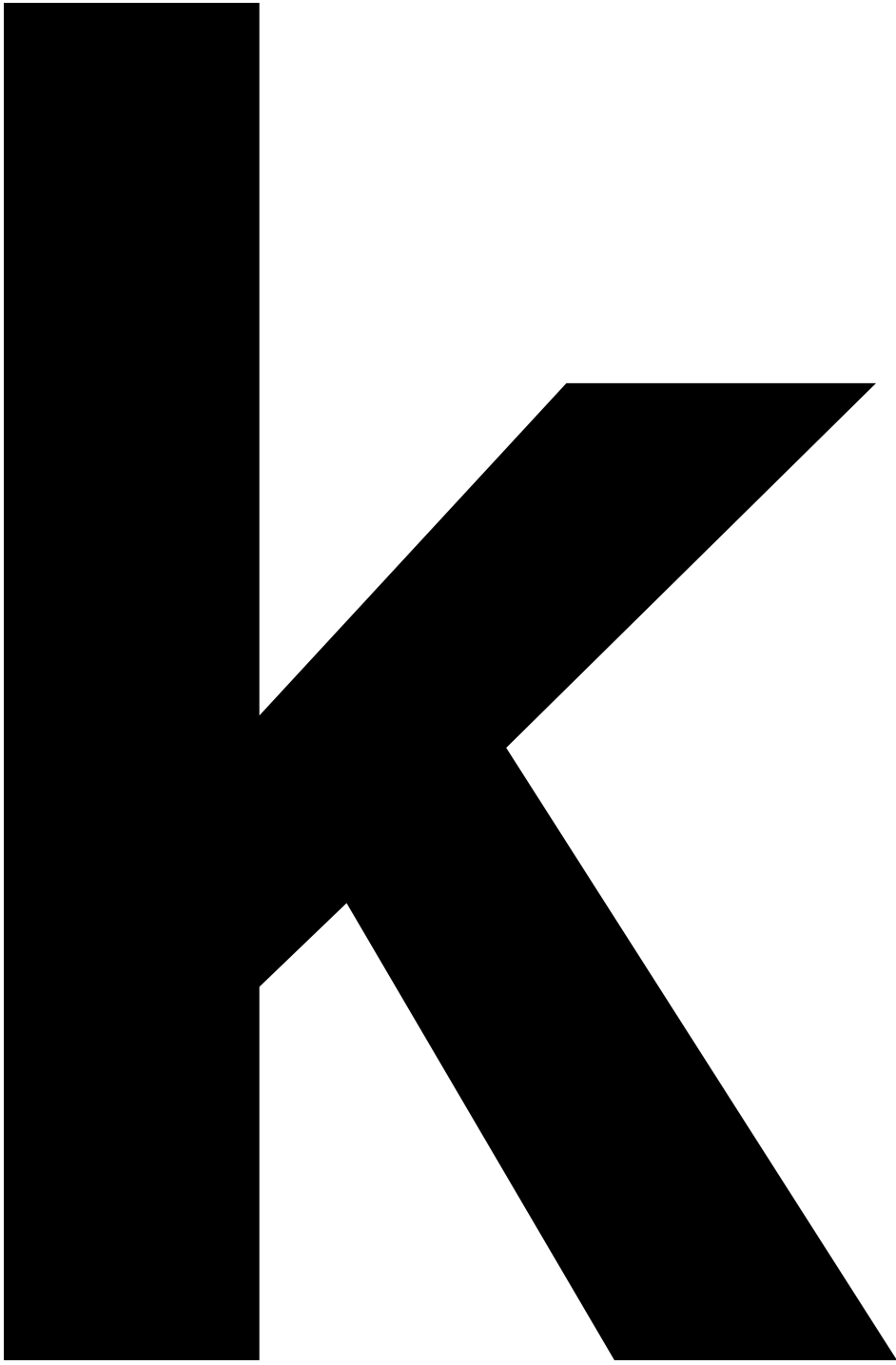
Y

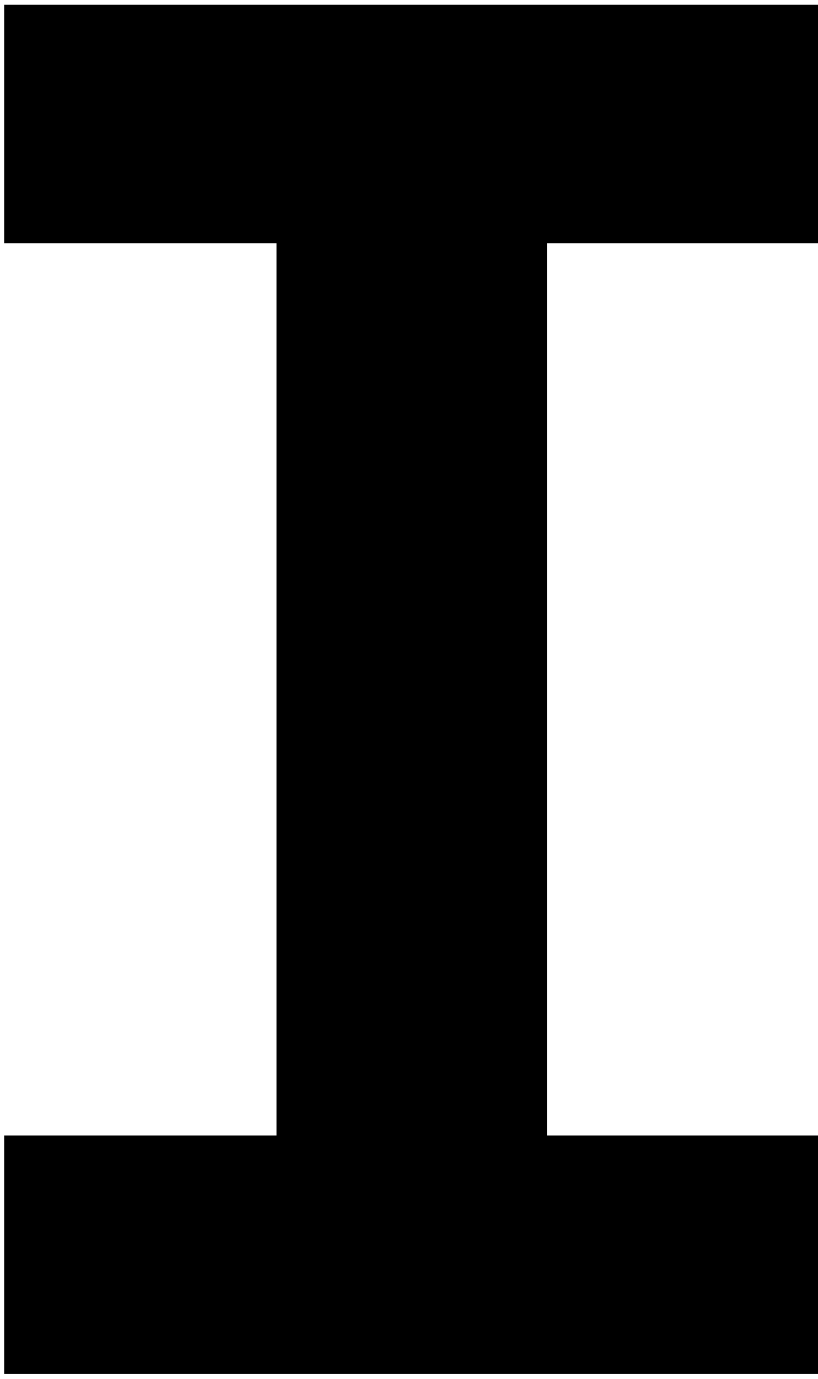
S





C





J

J

u

S






n





2





S

V

e

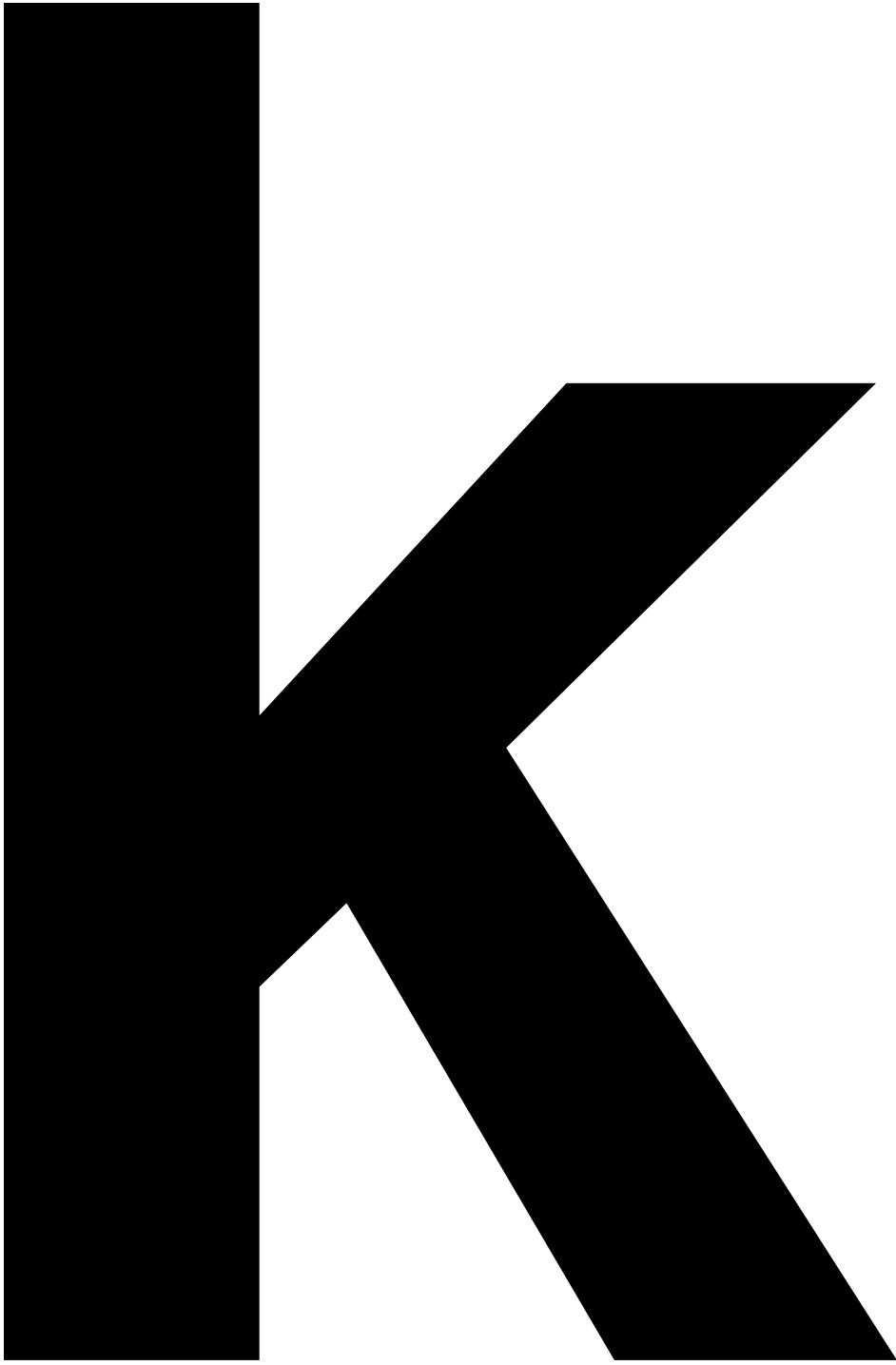
n


S

m


sa

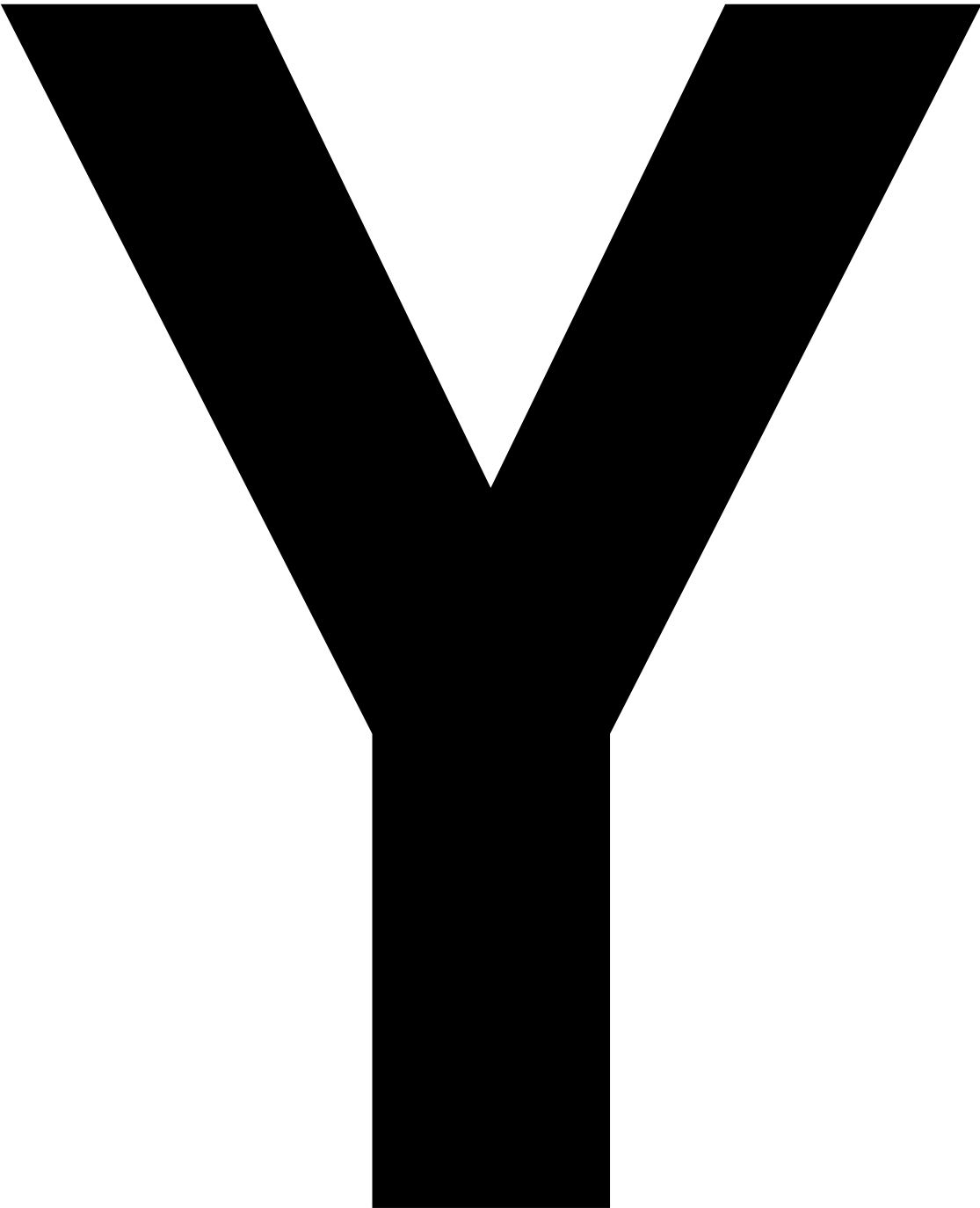




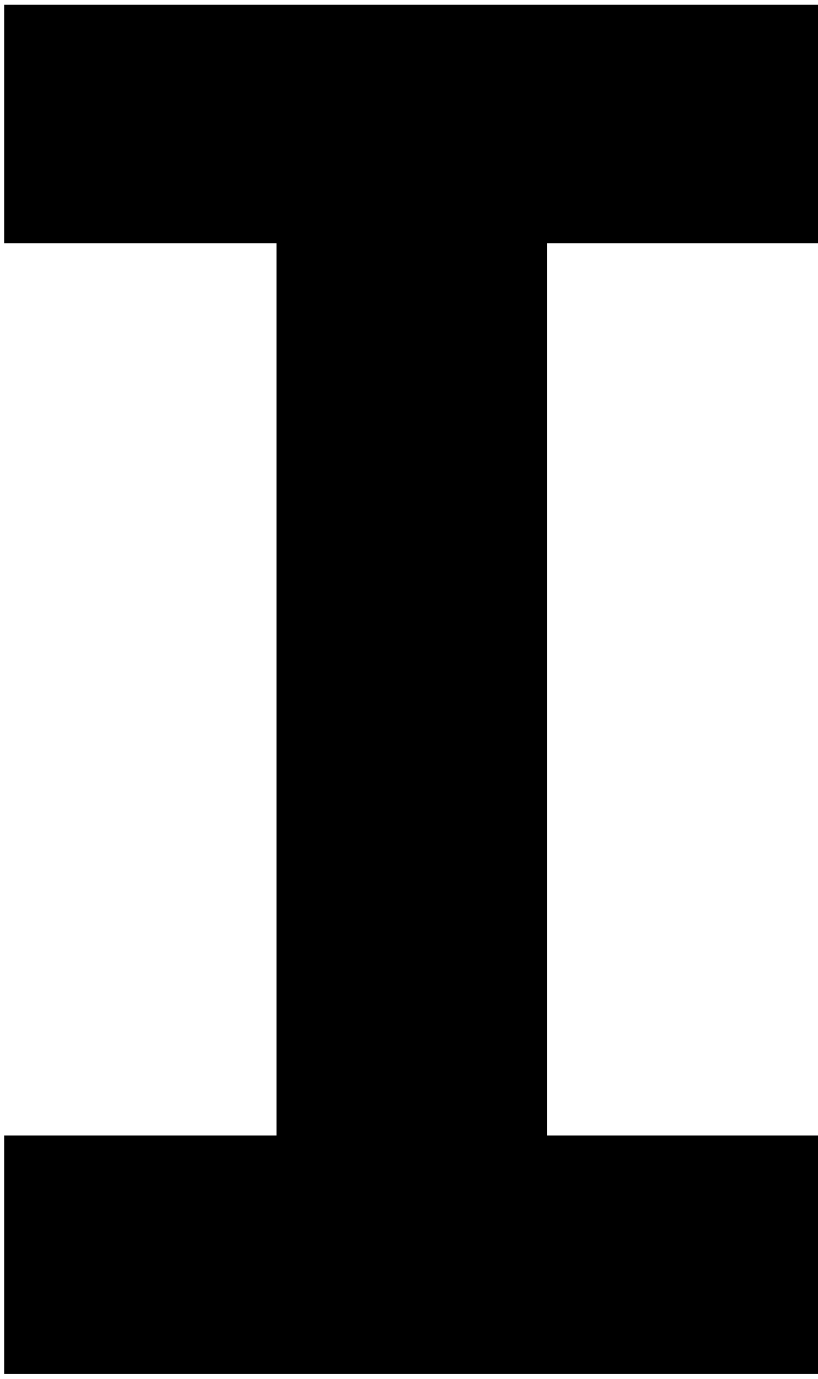


P





S

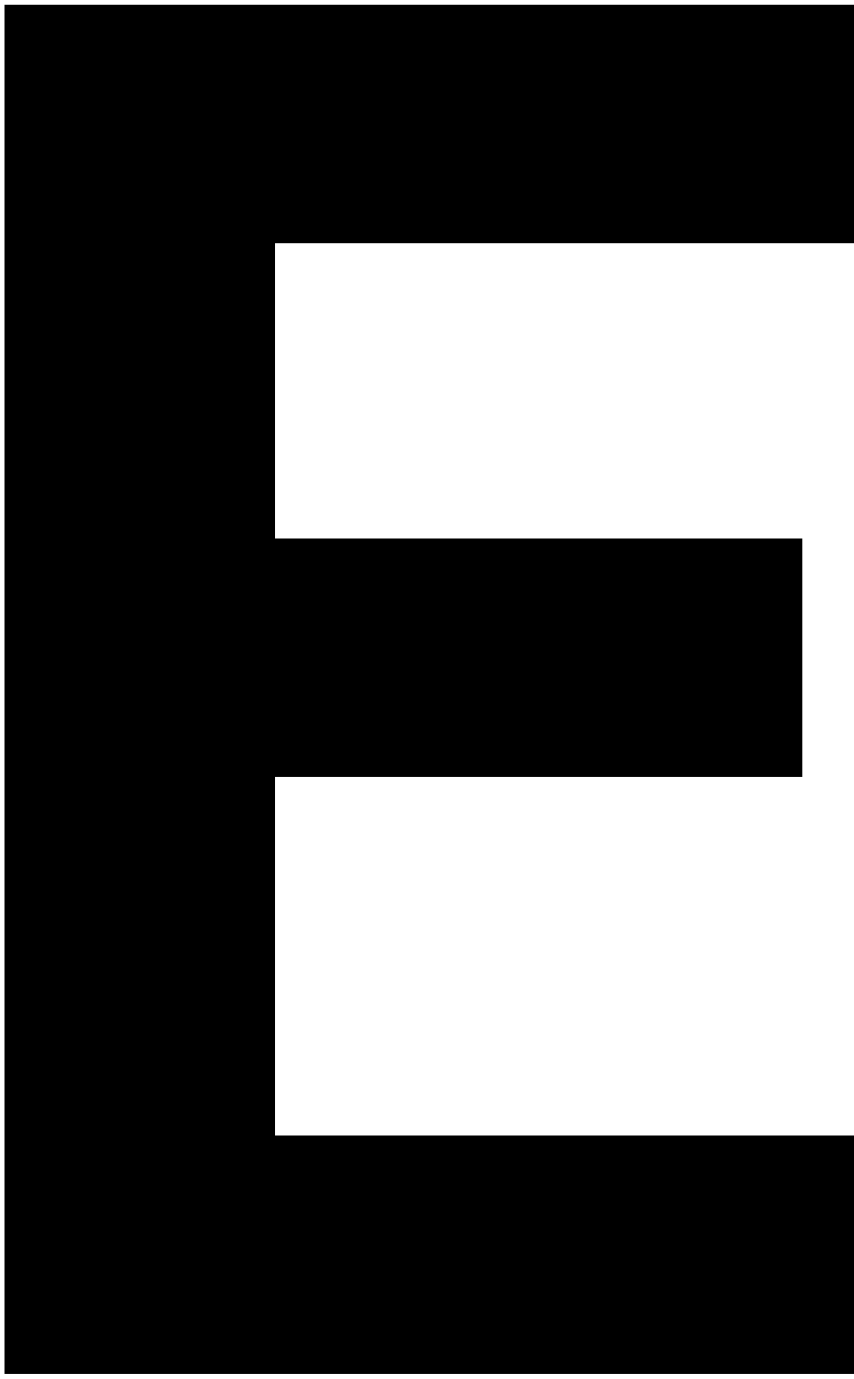


C

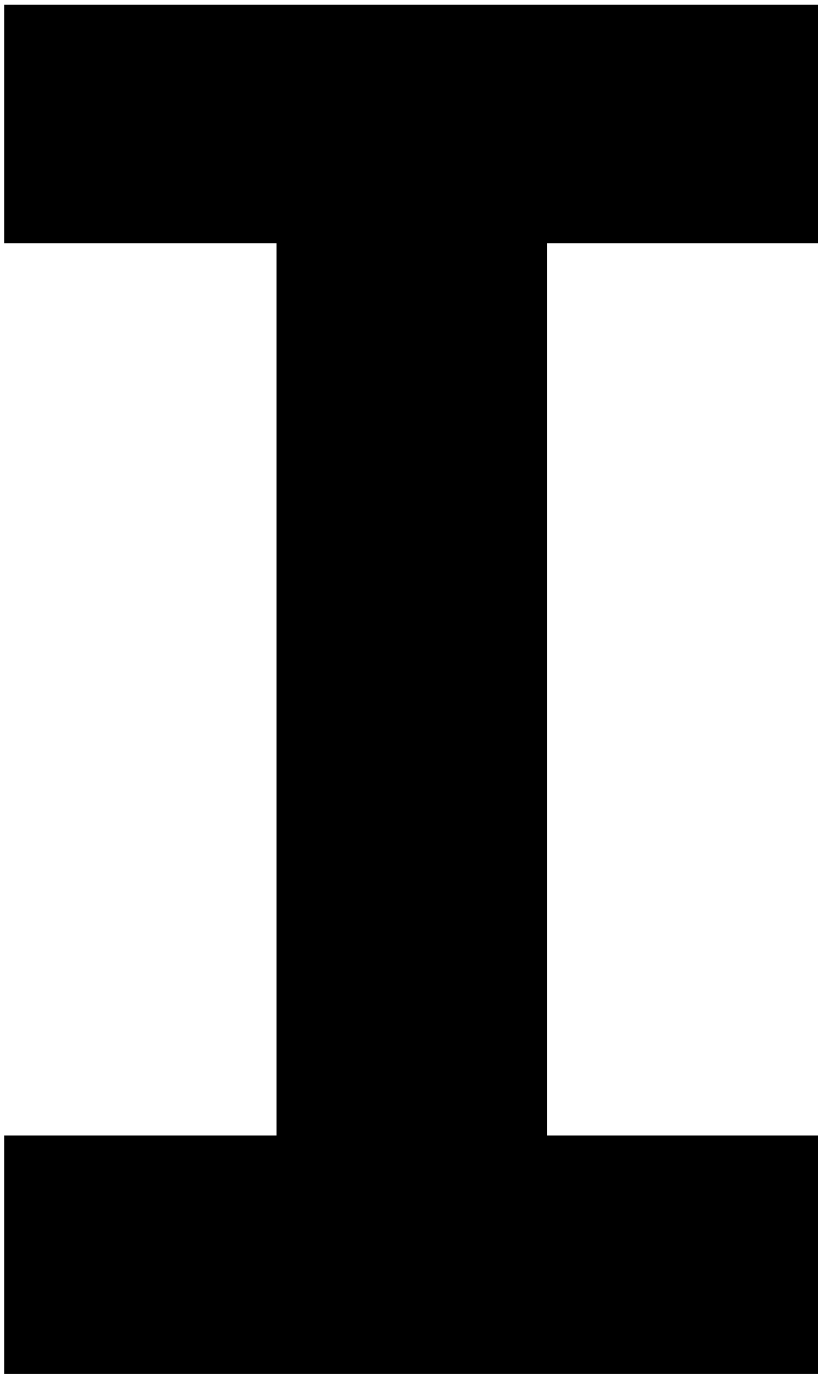
A

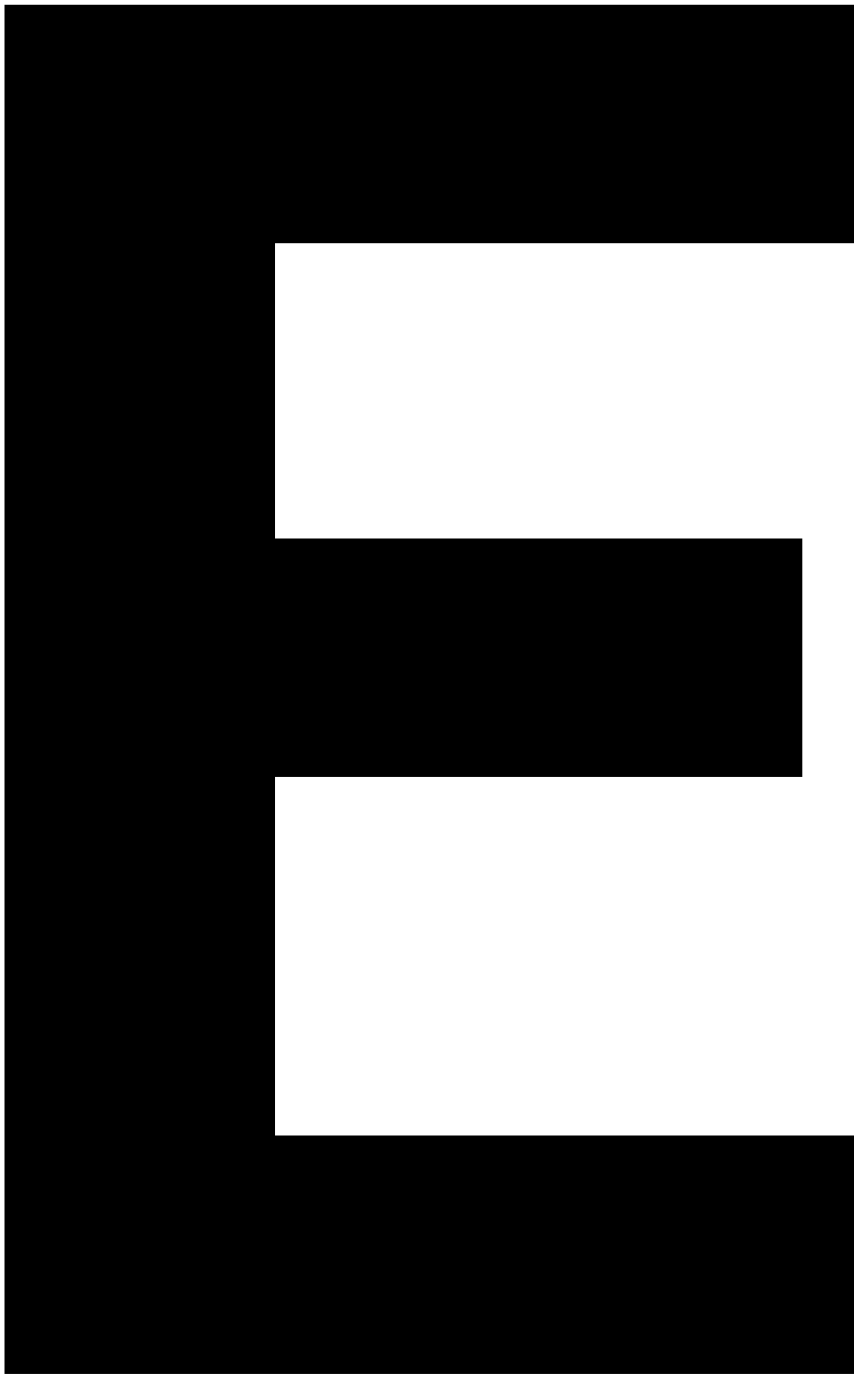


R



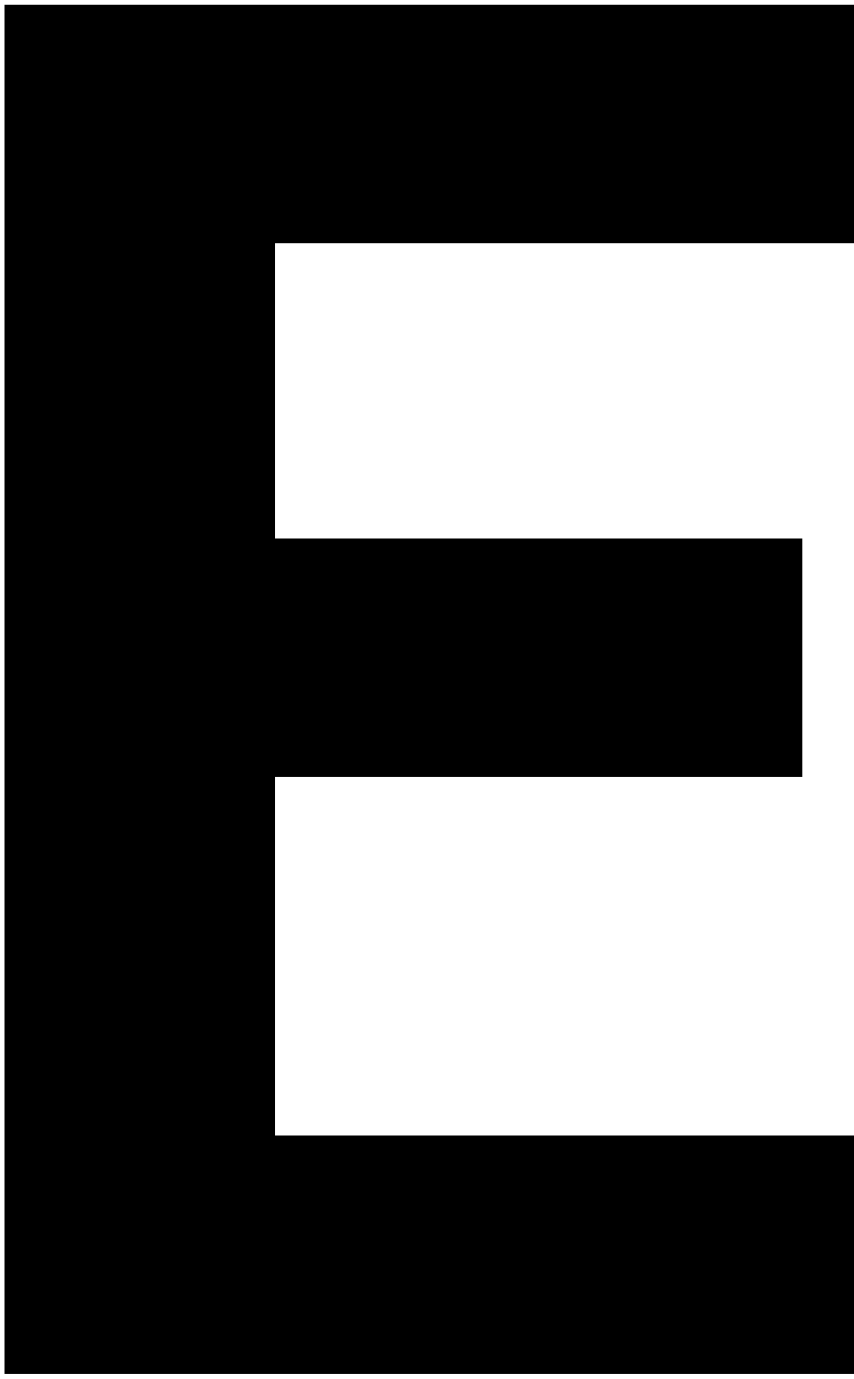
V







w





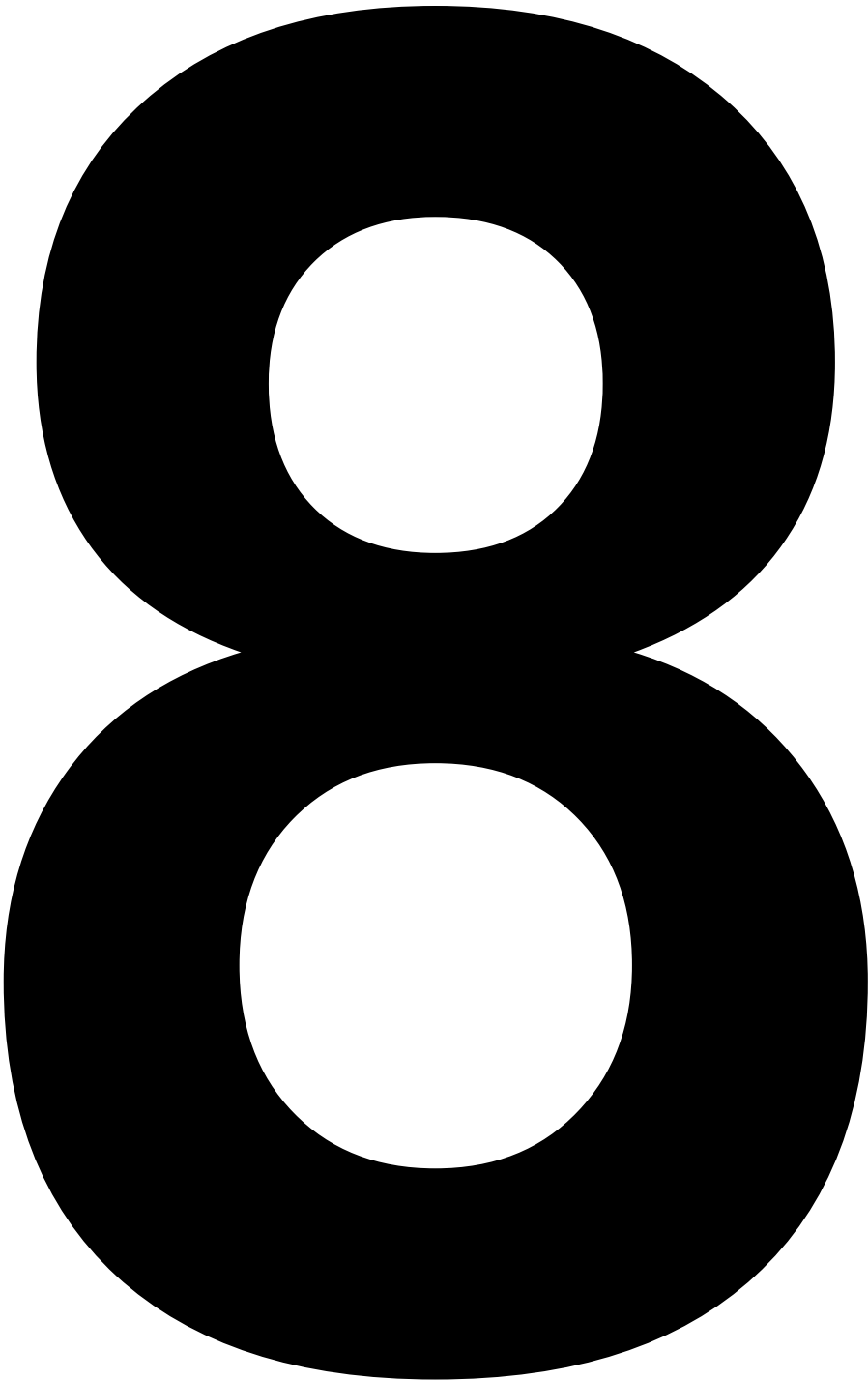









R

S



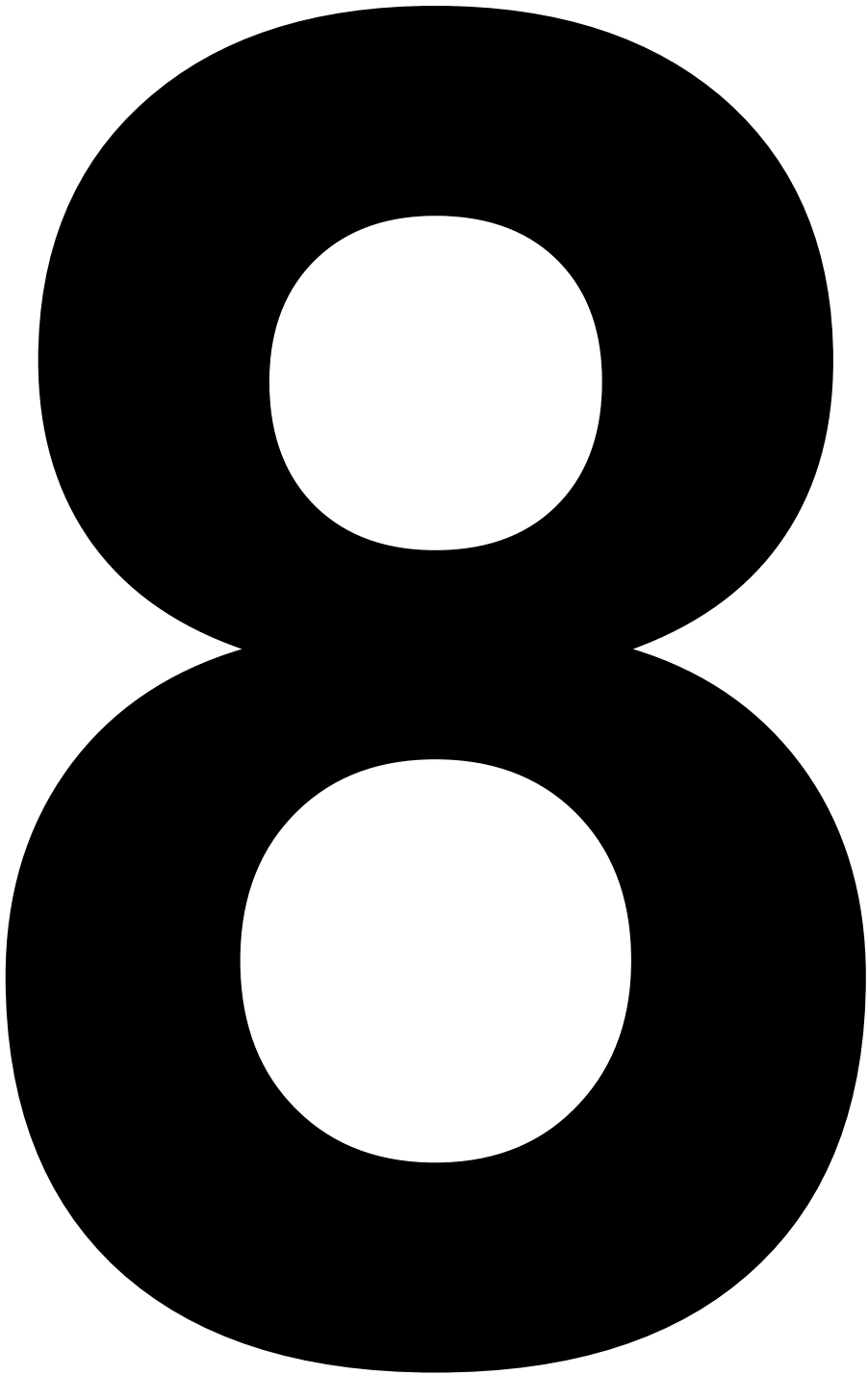








9

9






5



2





3








n

Q



e

n



P





C



N

sa



J




A

C

sa


Q



S

C






U

S

A

9


4






9

9

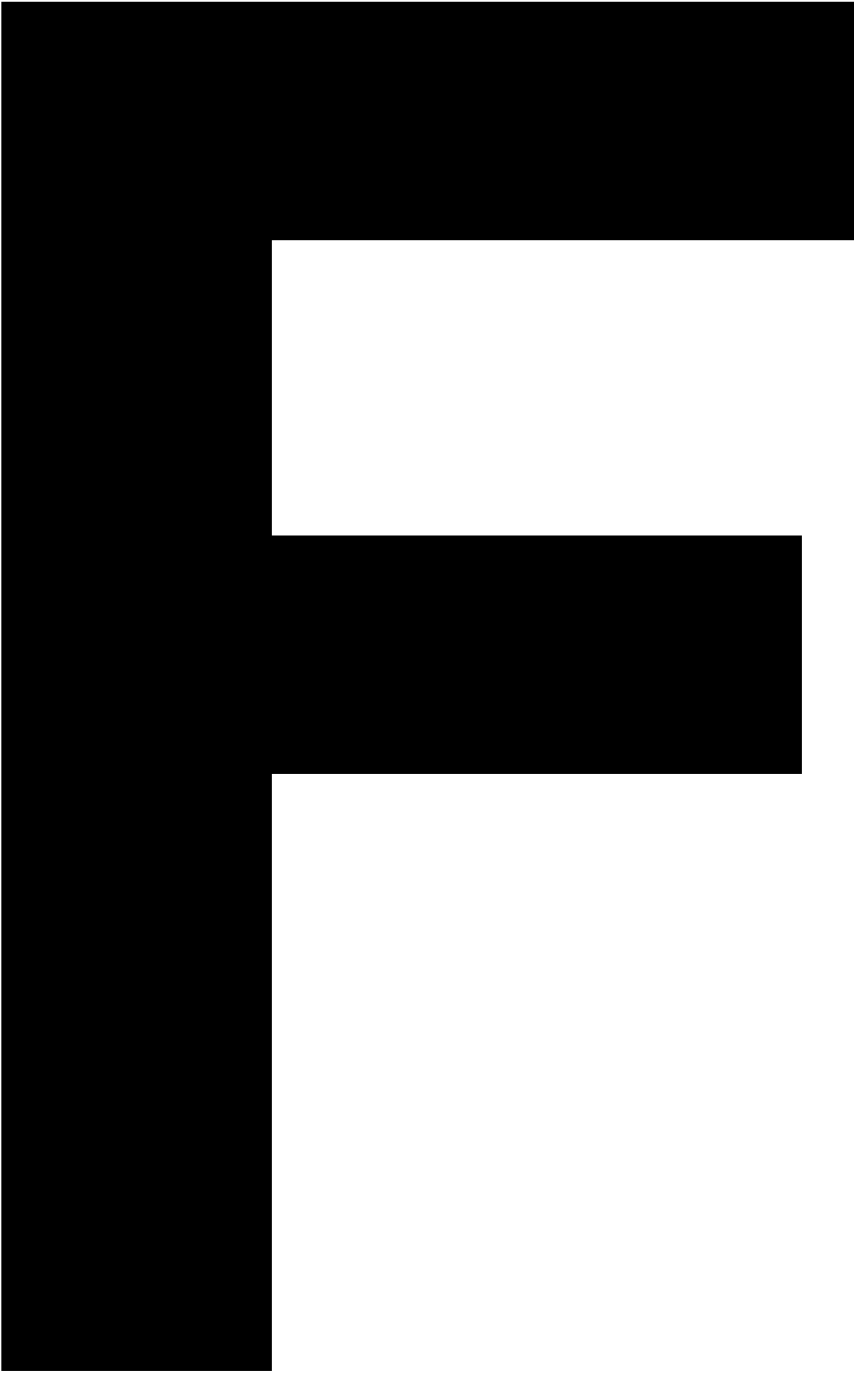






4





e

n





n


e



5a


J





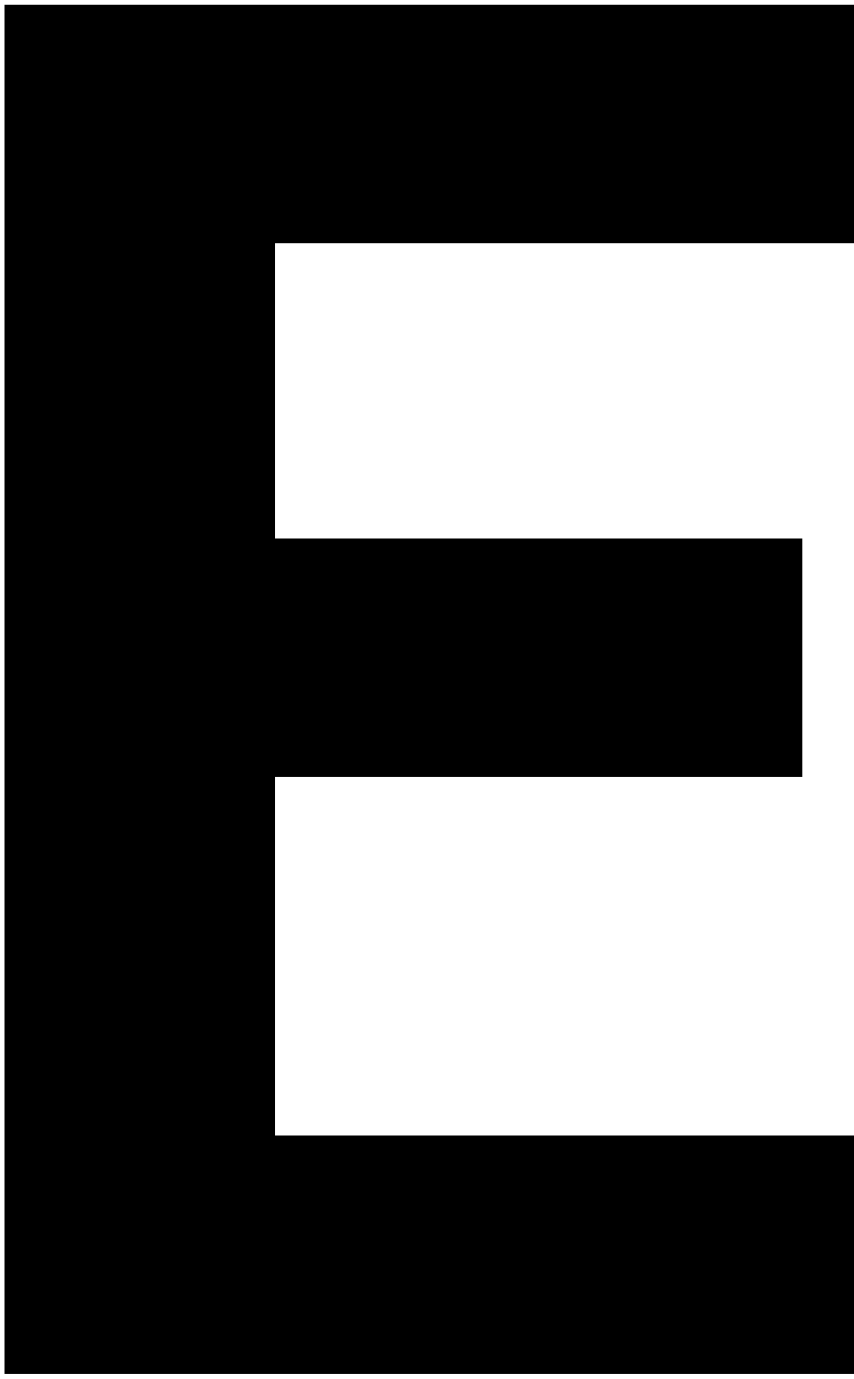
N

A



U

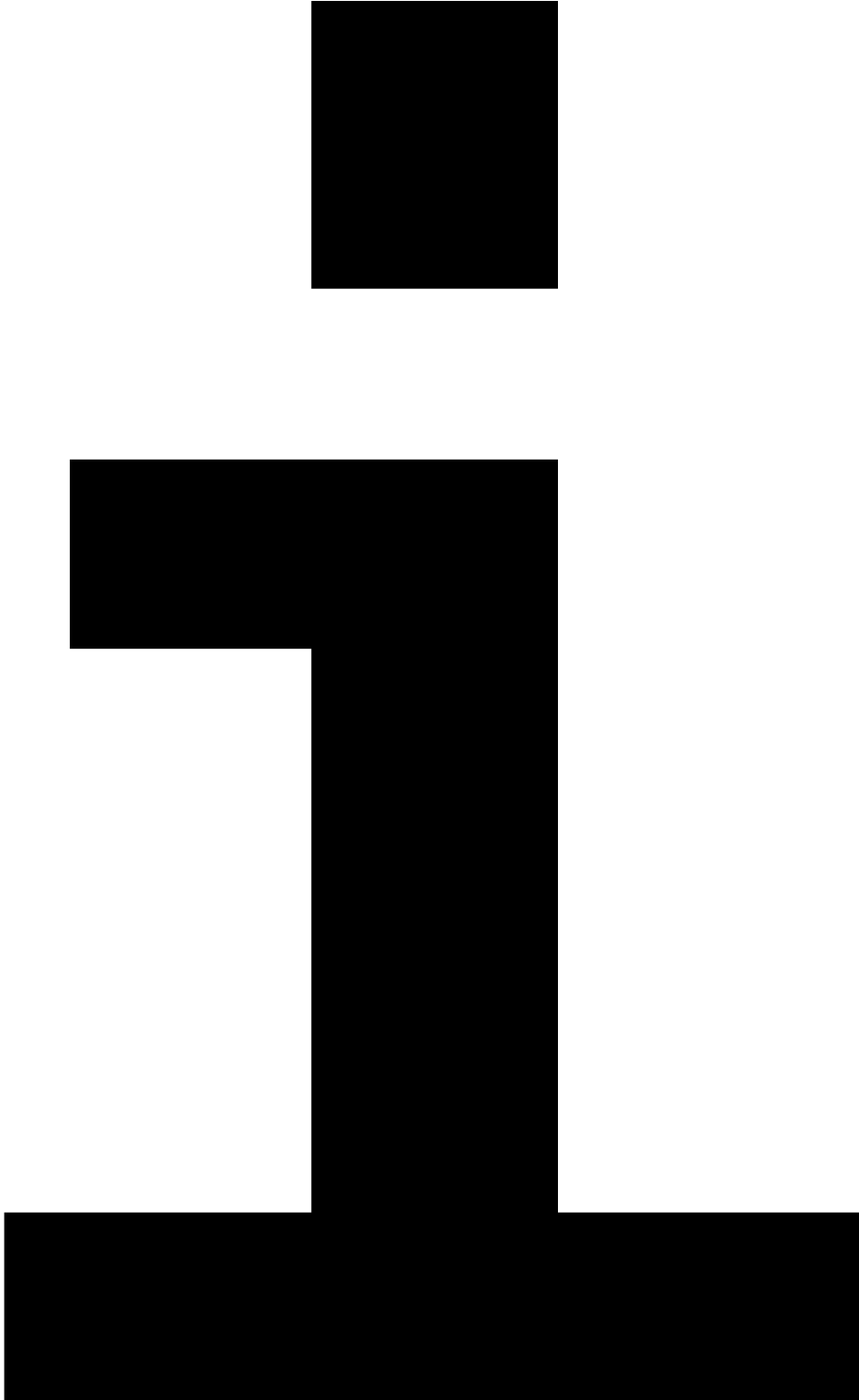
R





n

J



n

e


A

o








J




2











5



T

n



P

e




e



S




n




D














Q







A

S

o

e

C



S





C

J



m

sa



e

V

sa





sa

10

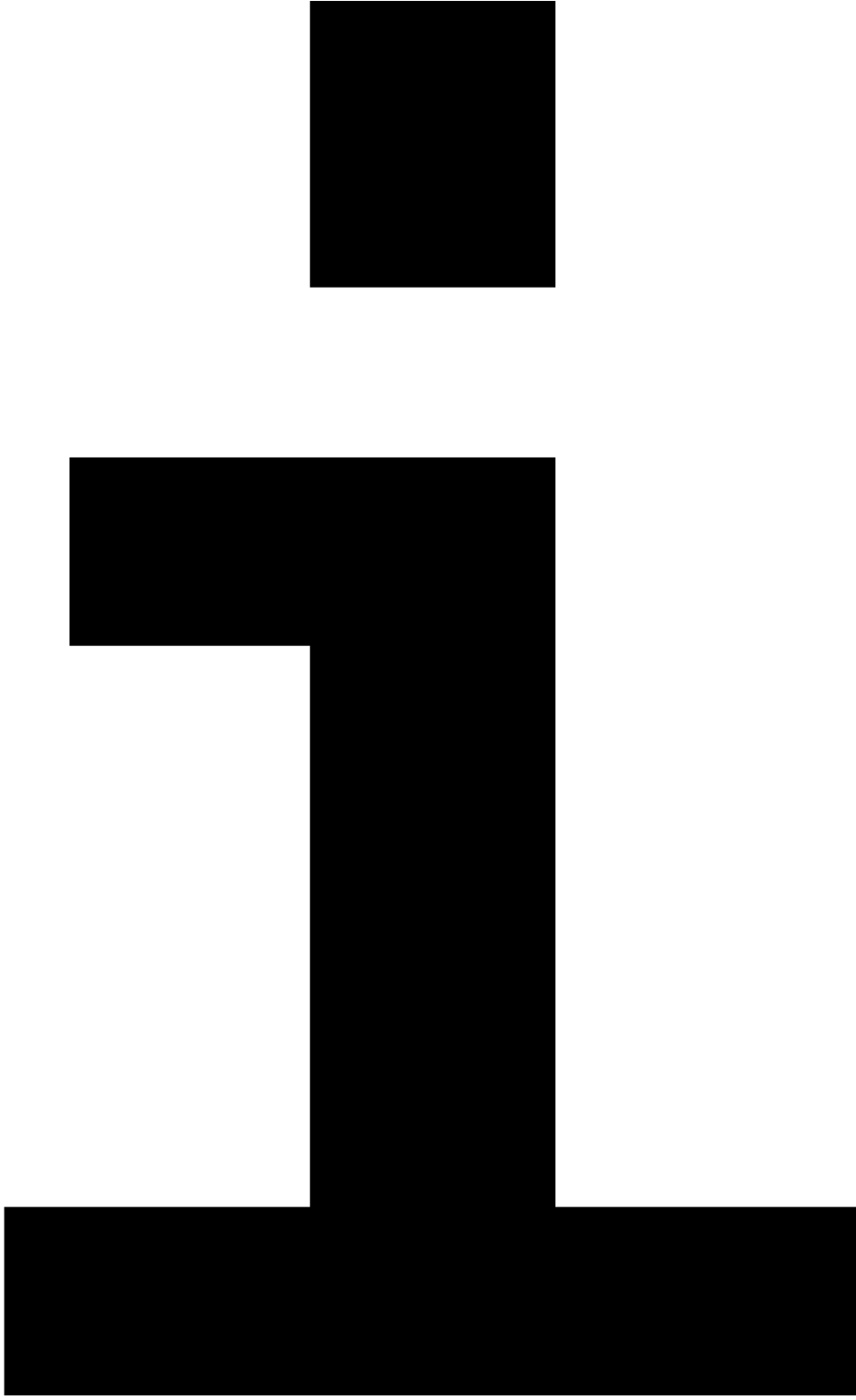


J





Y



n



h

e

P

sa

C







C

sa

n

Q



h

e

w

e

S



e



n

A

m

e






C

sa

S




A

m

e

r



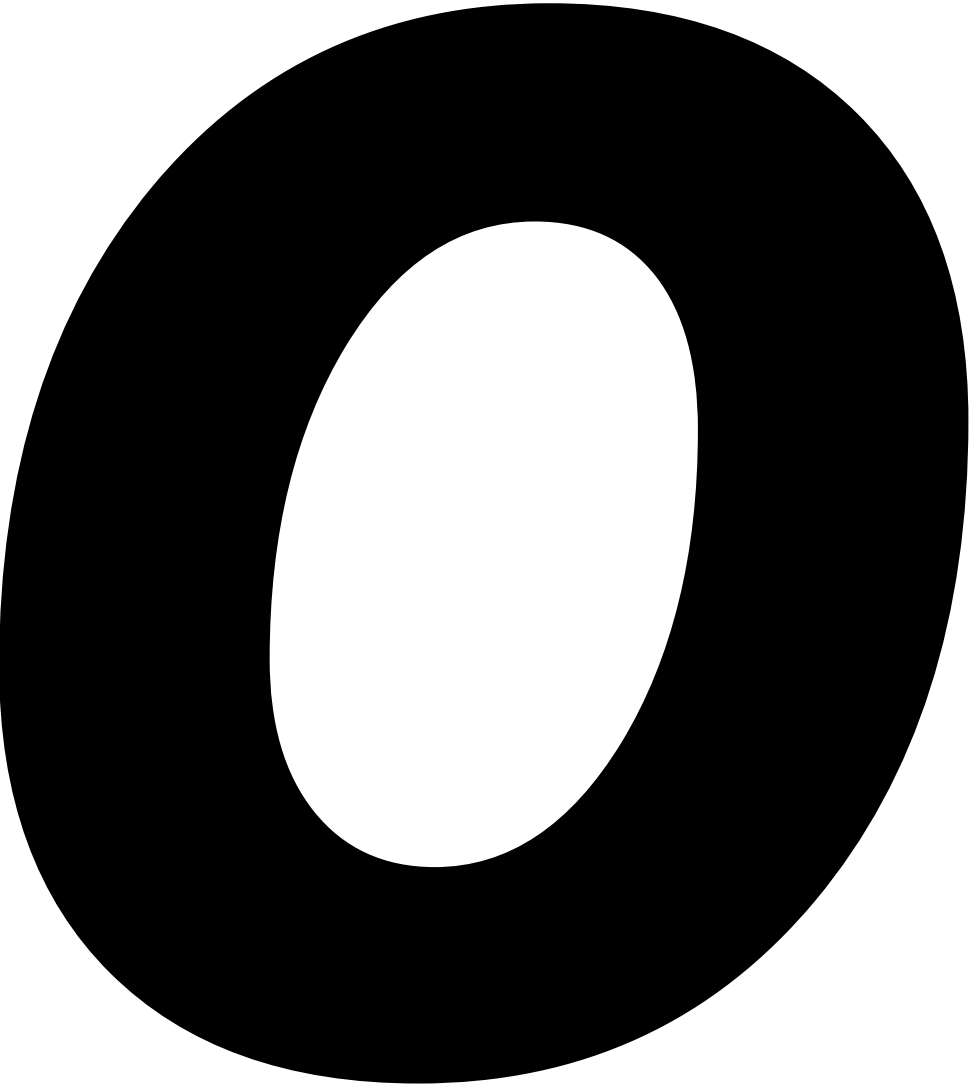
C

a

n

G

e




p

n

V

S




C

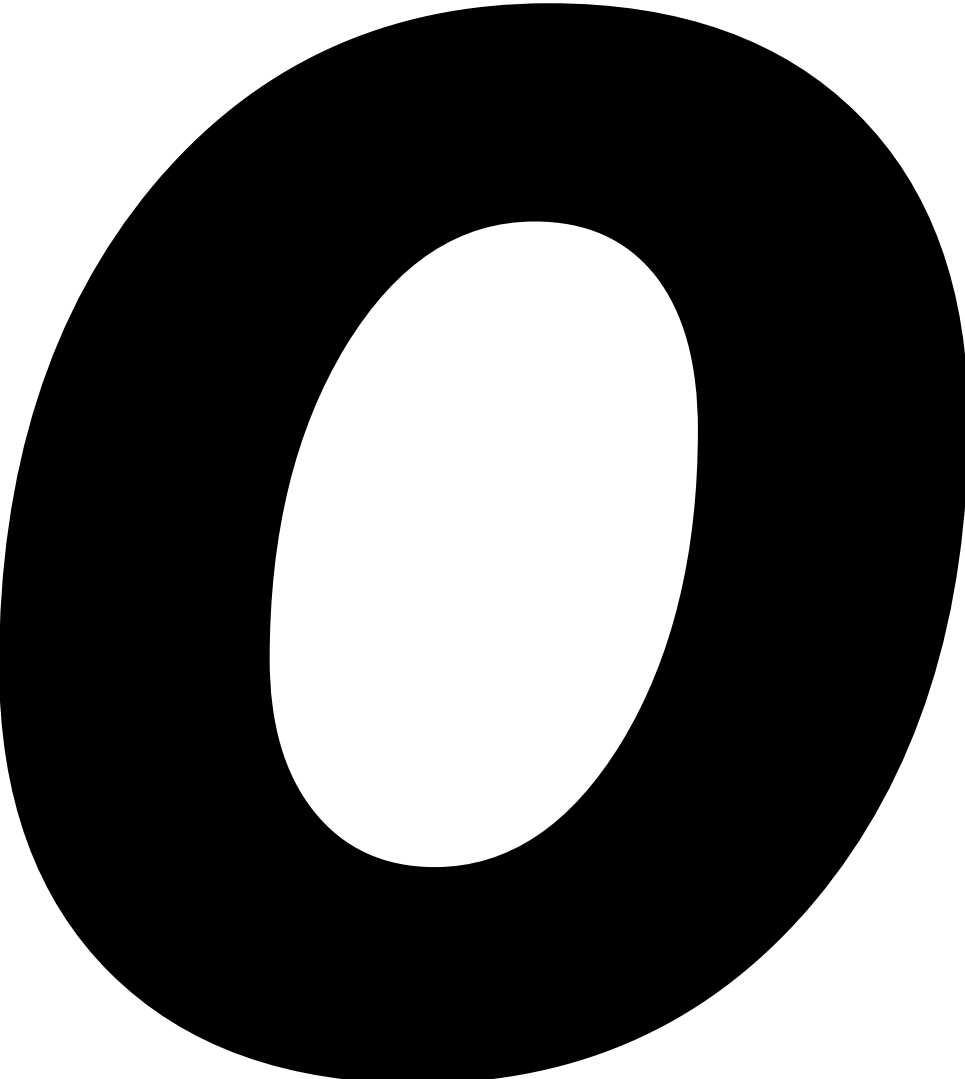
a

J

U

n



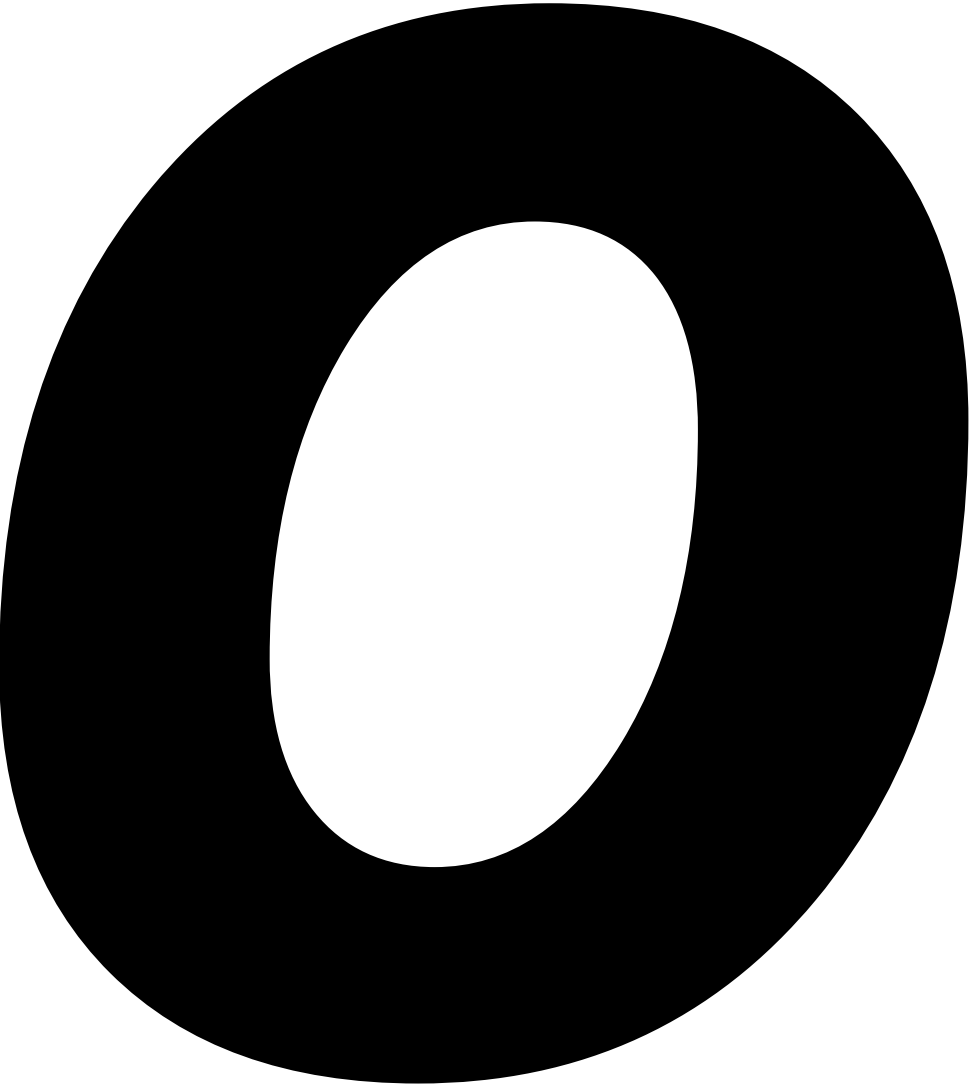


n



G

e




p

n

V

S

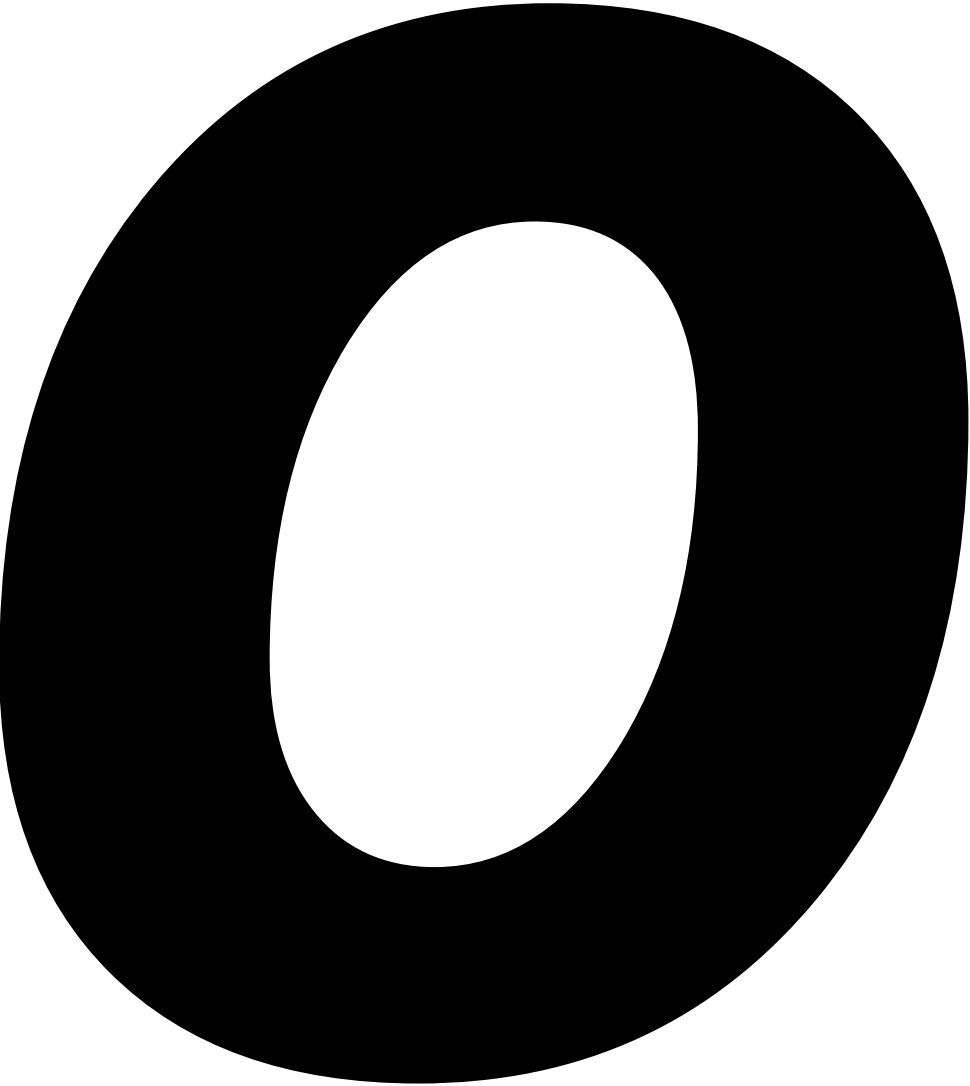


C

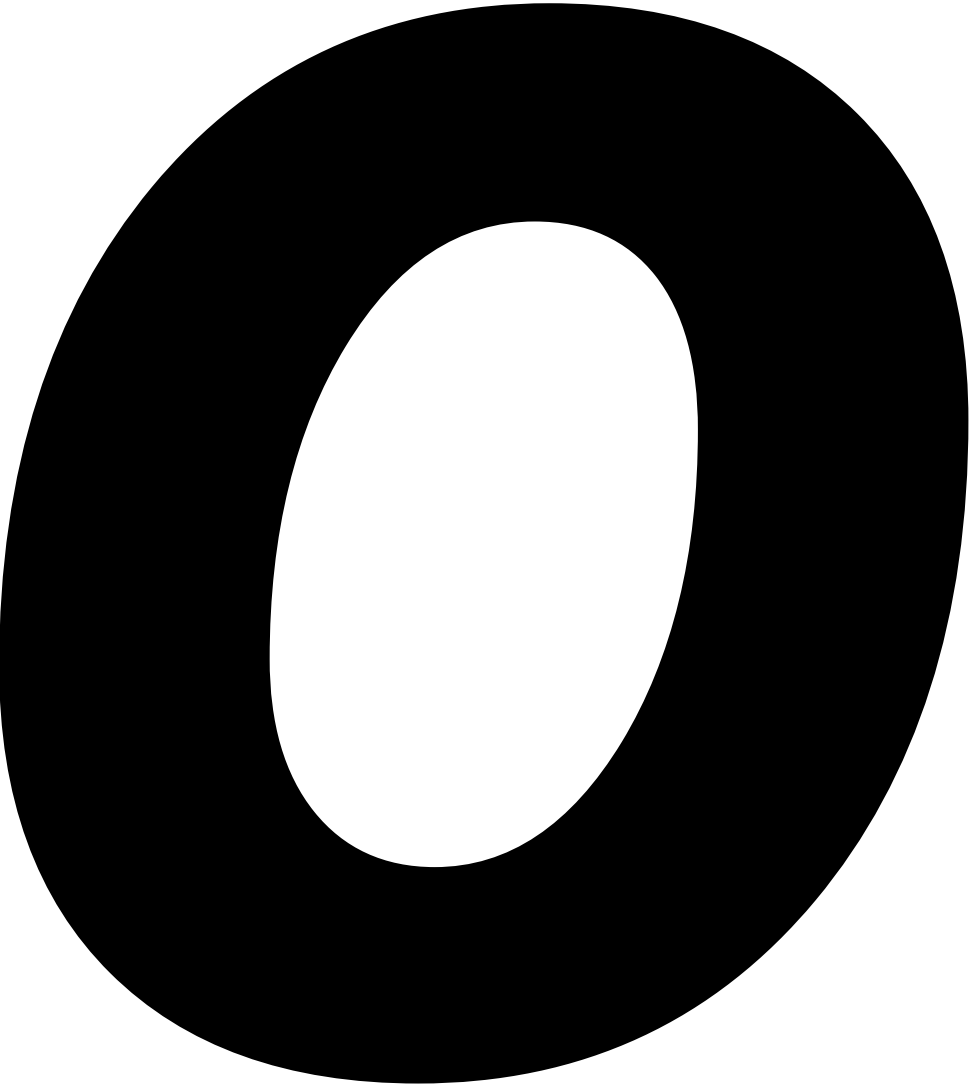
a

J

M



n



g

r


a


p

n

5

5





6

5



2

3

6

